



ul. Konstytucyjna 79/81
95-200 Pabianice
tel/fax 48 42 2270971 POLAND
e-mail: fif@fif.com.pl

DMA-1 True RMS DIGITAL CURRENT INTENSITY INDICATOR one-phase



www.fif.com.pl

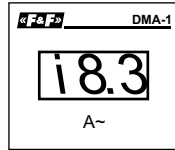
F&F products are covered by a 24 months warranty from date of purchase

PURPOSE

Current intensity indicator is devised to continually measure the value of the current in a circuits of one-phases.

FUNCTIONING

Indicator DMA-1 with True RMS measurement system display current load in electric system.

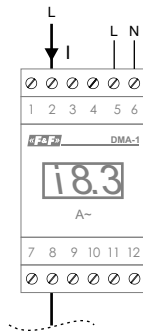


TECHNICAL DATA

supply	100+300V AC
supply frequency	45+55Hz
current load	
version 20A	20A
relays version	input value for relay
max temporary current overloading	40A (<1sec)
precision	0,5%
display	segment LED 10x6mm
power consumption	4W
working temperature	-25+50°C
dimensions	3 modules (52,5mm)
fixing	on rail TH-35

WIRING DIAGRAM

Version 20A

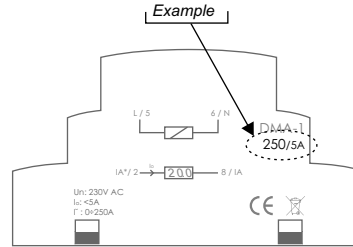


ASSEMBLY

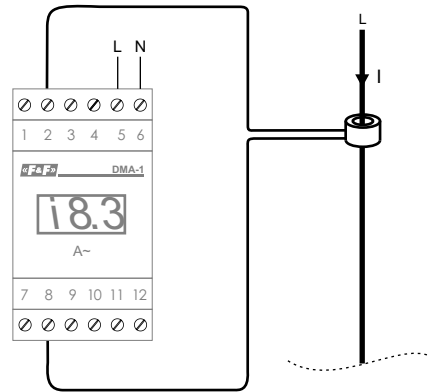
1. Take OFF the power.
2. Put on indicator on the rail.
3. Connect power to joints 5-6 with marks.
4. **Version 20A:** measurement joints 2-8 connect in line to controlled system.
Relays version: measurement joints 2-8 connect in line to relays control system.

ATTENTION!

During installation indicator in relays version need connect relays with value which is give on the box.



Relays version



A090709