


IO180126
INDUCTIVE SENSORS • FULL-METAL HOUSING

sensor inductive, all-steel, M18x1 64long, Non-flush, Sn: 20, 10-30V DC, 85°C, PNP NO, IO-Link, Connector M12 4pin, IP67, Stainless steel 1.4305, factor 1


MECHANICAL FEATURES

Active area material of sensor	Stainless steel 1.4305
Alignment of cable entry	Axial
Ambient temperature	-25 °C ... 85 °C
Cable infeed	Axial
Degree of protection (IP)	IP67
Design	Cylinder, screw-thread
Housing material	Stainless steel 1.4305
Material independent sensors (factor 1)	+
Material thickness	0.6 mm
Mechanical mounting condition for sensor	Non-flush
Pressure resistance	60 bar
Pressure-proof	-
Sensor length	63.5 mm
Thread length	35 mm
Thread pitch	1 mm
Thread size, metric	18

ELECTRICAL FEATURES

Cascadable	-
Correction factor (aluminum)	1
Correction factor (brass)	1.35
Correction factor (copper)	0.9
Correction factor (St37)	1
Correction factor (stainless steel V2A: 1mm)	0.2
Correction factor (stainless steel V2A: 2mm)	0.7
Hysteresis	15 %
IO-Link compatible	+
Max. line length	300 m
No-load current	10 mA
Norm measuring plate	60x60x1
Number of pins	4
Rated switching current	200 mA
Readiness delay	15 ms

ELECTRICAL FEATURES

Relative repeat accuracy	5 %
Residual ripple	20 %
Reverse polarity protection	+
Short-circuit protection	+
Suitable for safety functions	-
Supply voltage	10 V ... 30 V
Switching distance	20 mm
Switching frequency	200 Hz
Type of electrical connection	Connector M12
Type of switching function	Normally open contact
Type of switching output	PNP
Voltage drop	2 V
Voltage type	DC
With LED display	+
With LED display (functional reserve)	+
With monitoring function of downstream devices	-

OTHER FEATURES

Harsh environmental conditions	+
Hygienic and wet area	+
Metallic sensor surface	+
Oil and cooling lubricants	+

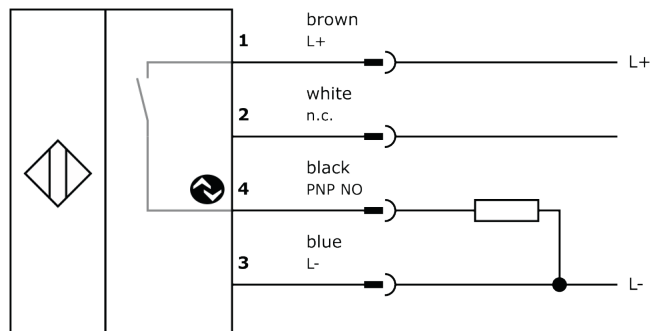
Other

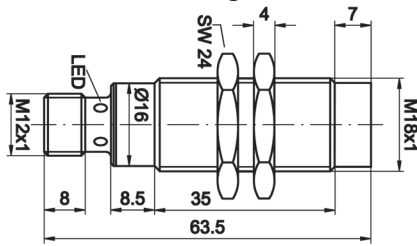
Packaging dimensions	77.0mm x 25.0mm x 123.0mm
Shipping weight	0.07kg
Tariff code	85365019

Classification

ipf product group	205
eClass 8.0	27270101
eClass 9.0	27270101
eClass 9.1	27270101
ETIM-5.0	EC002714
ETIM-6.0	EC002714
ETIM-7.0	EC002714

Connection



Dimensional drawing**Installation**

Mounting / installation may only be carried out by a qualified electrician!

Disposal**Software**

Any software, drivers or IODD files that may be required to operate your device can be downloaded free of charge from our homepage: www.ipf-electronic.com

Safety warnings

Before initial operation, please make sure to follow all safety instructions that may be provided in the product information.

Never use these devices in applications where the safety of a person depends on their functionality.

LED lighting systems can generate intensive UV radiation, which can damage your eyes in case of improper use. The manufacturer cannot be held responsible for damages that result from improper use or connection.