



EAN code  
PRI-52: 8595188136556

## Technical parameters PRI-52

### Supply

Supply terminals:	A1 - A2
Voltage range:	AC 230 V (50/60 Hz)
Power input (apparent/loss):	max. 5 VA/1.4 W
Max. dissipated power:	2.5 W (U <sub>n</sub> + terminals)
Supply voltage tolerance:	-15 %; +10 %

### Measuring circuit

Current range:	AC 0.5 to 25 A (AC 50/60 Hz)
Maximal permanent current:	25 A
Inrush overload < 1s:	50 A
Current adjustment:	potentiometer
Time delay:	adjustable 0.5 to 10 s

### Accuracy

Setting accuracy (mechanical):	10 %
Repeat accuracy:	< 1 %
Temperature dependance:	< 0.2 %/°C (°F)
Limit values tolerance:	10 %
Hysteresis:	0.25 A

### Output

Number of contacts:	1x changeover/SPDT (AgNi/Silver Alloy)
Current rating:	8 A/AC1
Breaking capacity:	2000 VA/AC1, 240 W/DC
Output indication:	red LED

### Other information

Operating temperature:	-20 to 55 °C (-4 °F to 131 °F)
Storage temperature:	-30 to 70 °C (-22 °F to 158 °F)
Dielectrical strength:	4 kV (supply - output)
Operating position:	any
Mounting:	DIN rail EN 60715
Protection degree:	IP40 from front panel/IP10 terminals
Overvoltage category:	III.
Pollution degree:	2
Max. cable size (mm <sup>2</sup> ):	max. 2x 2.5, max. 1x 4/ with sleeve max. 1x 2.5, max. 2x 1.5 (AWG 12)
Dimensions:	90 x 17.6 x 64 mm (3.5" x 0.7" x 2.5")
Weight:	65 g (2.3 oz.)
Standards:	EN 60255-1, EN 60255-26, EN 60255-27

- Relay is designated for:
  - cistant device diagnostic (short circuit, take-off increasing)
  - preferred (priority) relay - two appliances (boiler and floor heating) operating on one phase, but never run together - prevention against current overload and circuit breaker tripping. Enables to save your main breaker expenses
  - current tranzit indicator - informs about heating activation, ceramic hob, ventilator...
  - changing over of appliances according to inverter's (converter) output by photocell applications.
- Hole for threaded conductor passes through the body of device.
- part of device is current transformer, which is sensing size of current in threaded conductor.
- Possible to use also for sensing of current from external current transformer.
- Slight setting (by potentiometer) of tripping current - range AC 0.5 to 25 A.

## Description

Supply terminals  
(A1 - A2)

Hole for threaded conductor  
(max. Ø 5.8 mm/0.23")

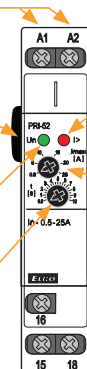
Supply voltage indication

Adjusting of time delay

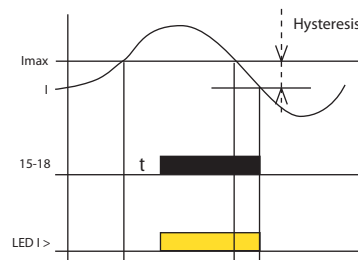
Output indication

Adjusting of current in A

Output contact  
(15- 16- 18)



## Functions

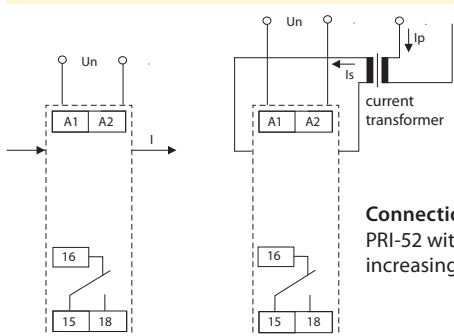
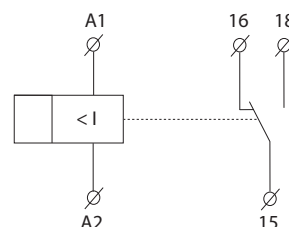


Monitoring relay PRI-52 serves for monitoring of current level in 1-phase AC circuits. Slight setting of release current level designates this relay for many various applications. Output relay is in normal status switched off. When set current level is overrun, relay get closed after preset delay. By return from error to normal status is used hysteresis.

PRI-52 range is possible to increase with external current transformer.

Advantage of PRI-52 is that the hole for threaded conductor is located under the level of covering in the switchboard - thanks that, threaded conductor is not accessible for unwanted manipulation.

## Symbol



**Connection example:**  
PRI-52 with current transformer for increasing of current range.