Jan.1.2021 Copyright 2021 HIROSE ELECTRIC CO., LTD. All Rights Reserved.
In case of consideration for using Automotive equipment / device which demand high reliability, kindly contact our sales window correspondents.

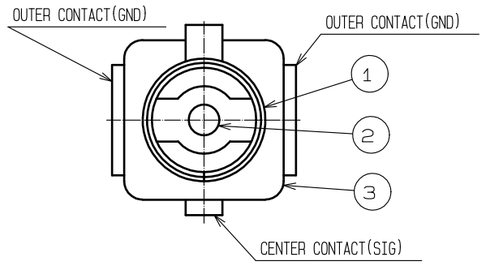

RECOMMENDED PCB LAYOUT
(MOUNTING SURFACE SIDE)(5:1)

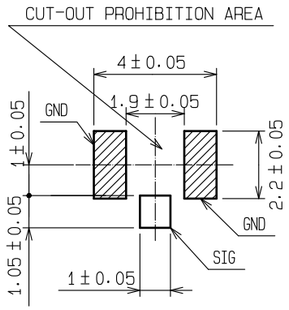

RECOMMENDED METAL MASK DIMENSIONS (5:1)
METAL MASK THICKNESS:0.1mm/0.12mm

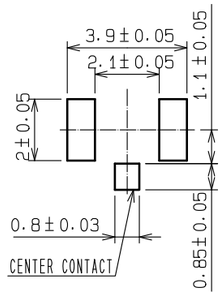

EMBOSSED TAPING DRAWING(4:1)
DIRECTION OF UNREELING

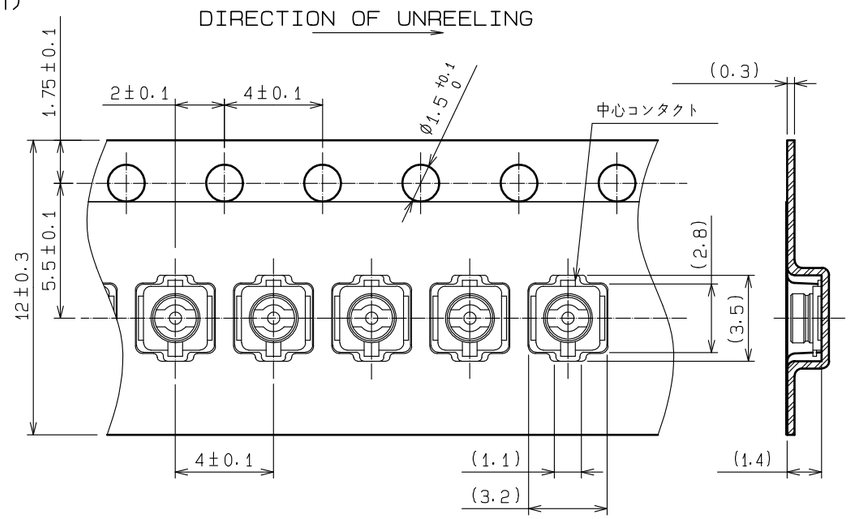

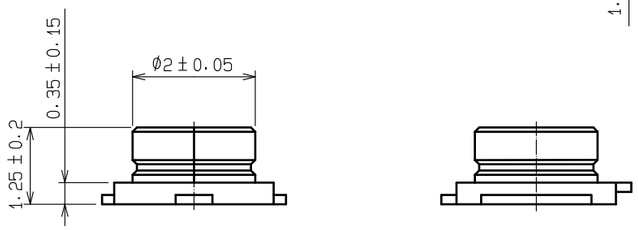

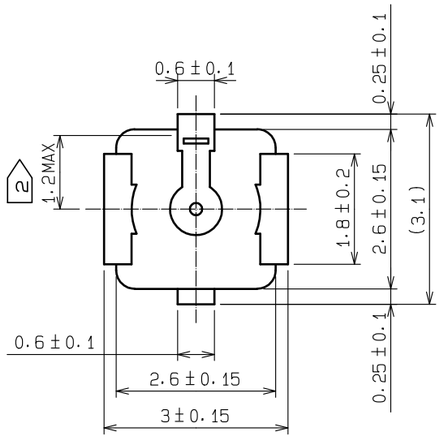

REEL DRAWING(SCALE FREE)

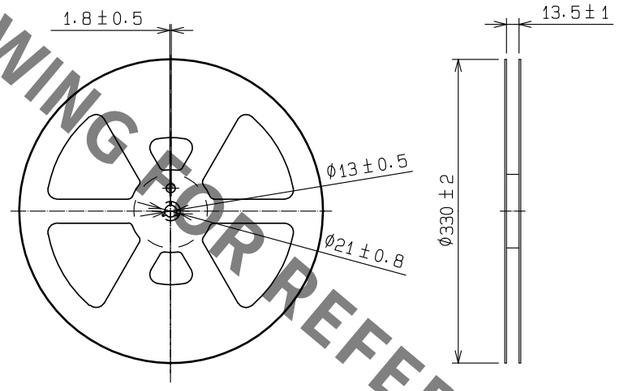

MATERIAL:PS(BLACK)

REFLOW TEMPERATURE PROFILE USING
LEAD-FREE SOLDER PASTE (REFERENCE)

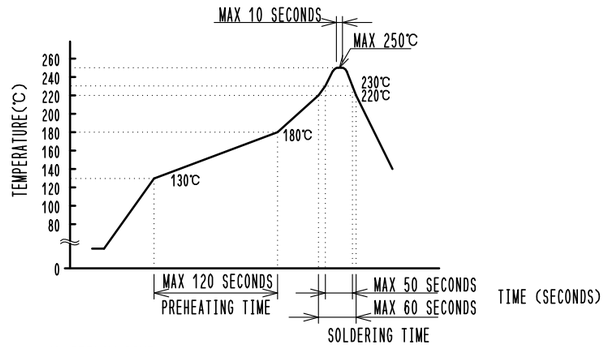

1) REFLOW TIME
REFLOW METHOD : IR REFLOW
NUMBER OF REFLOW CYCLES : 2 CYCLES MAX.
DURATION ABOVE 220 ℃, 60 SEC. MAX.
DURATION ABOVE 230 ℃, 50 SEC. MAX.
(PEAK TEMPERATURE : 250℃ 10 SEC. MAX.)
2) PRE-HEAT TIME
PRE-HEAT TEMPERATURE(MIN) : 130 ℃
PRE-HEAT TEMPERATURE(MAX) : 180 ℃
PRE-HEAT TIME: 120 SEC. MAX.

THIS TEMPERATURE PROFILE IS PER THE CONDITIONS SHOWN ABOVE.
ADDITIONAL FACTORS, SUCH AS SOLDER PASTE TYPE,
PCB SIZE AND OTHER MOUNTED COMPONENTS COULD AFFECT THE PROFILE. THEREFORE,
A THOROUGH EVALUATION OF MOUNTING CONDITION IS REQUIRED PRIOR TO PRODUCTION.
TEMPERATURE IS MEASURED AT CONTACT LEAD.

HRS DRAWING FOR REFERENCE

NOTE 1. THE QUANTITY OF U.FL-R-SMT-1(80)IS 10000 CONNECTORS PER REEL.

2 THIS DIMENSION SHOWS THE ALLOWABLE RANGE THAT THE RESIN IS PUT OVER THE CENTER CONTACT.

3. LEAD CO-PLANARITY SHALL BE 0.1 MAX

4. FOR THE POSSIBILITY OF BREAKAGE OR DEFORMATION DO NOT MATE THIS CONNECTOR WITH PARTNER, U.FL PULG BEFORE MOUNTING ON PC BOARD.

5. USE ALL COMPONENT WITHIN 6 MONTHS AFTER THE DELIVERY.
STORE IN MANUFACTURER'S PACKAGE OR TIGHTLY RE-CLOSED BOX WITH THE FOLLOWING CONDITIONS.
USE THIS PRODUCT WITHIN 6 MONTHS AFTER RECEIPT.
CHECK THE TERMINAL SOLDERABILITY BEFORE USE IF THE PRODUCT HAS BEEN STORED FOR MORE THAN 6 MONTHS.
TEPERRATURE:-10℃ TO +40℃
HUMIDITY : 15 TO 85% RH.

6. ENVIRONMENT CONDITION
DO NOT USE THE PRODUCT UNDER THE ENVIRONMENTAL CONDITION AS SHOWN BELOW DUE TO POSSIBLE DETERIORATION OF PRODUCTS.
SPECIAL GAS ATMOSPHERE (HYDROGEN SULFIDE GAS, SULFUR SULFIDE GAS AND HYDROGEN SULFIDE GAS)
PLACE ATTENTION REQUIRED : HEATING SYSTEM, AREA NEAR HOT SPRING, VOLCANIC MOUNTAIN AND ALIKE
WATER SPLASHED AND CONDENSATION PLACES.
PLACE ATTENTION REQUIRED : HARSH TEMPERATURE CHANGE.

10000 CONNECTORS PER PLASTIC REEL.
RoHS COMPLIANT

NO.	MATERIAL	FINISH . REMARKS	NO.	MATERIAL	FINISH . REMARKS
2	BRASS	GOLD PLATING 0.1μm MIN NICKEL UNDER PLATING 1.27μm MIN			
1	PHOSPHOR BRONZE	SILVER PLATING 2μm MIN	3	LCP	(BEIGE), UL94V-0

UNITS	SCALE	COUNT	DESCRIPTION OF REVISIONS	DESIGNED	CHECKED	DATE
mm	10: 1	0				

HRS HIROSE ELECTRIC CO., LTD.

APPROVED	NK. NINOMIYA	17.06.27	DRAWING NO.	EDC-302540-80-80
CHECED	NK. NINOMIYA	17.06.27	PART NO.	U.FL-R-SMT-1(80)
DESIGNED	MT. KANEKO	17.06.26	CODE NO.	CL331-0472-2-80
DRAWN	MT. KANEKO	17.06.26		0 1/1

FORM HC0011-5-7