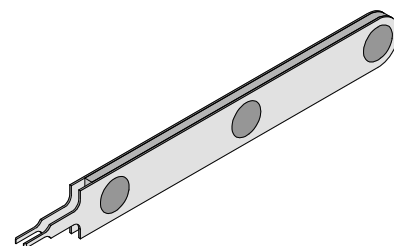




Extractor Tool Instruction Sheet Order No. 63813-3300



FEATURES

- This Extractor Tool is for the removal of CRC™ Male Crimp Terminals from their housings.

SCOPE

Products: CRC™ Compact Robot Connector Male Crimp Terminal, for 18-28 AWG

Terminal Series No.	Terminal Order No.			
56116	56116-8090	56116-8190	56116-8290	56116-8328
	56116-8099	56116-8228	56116-8299	56116-8390
56117	56117-8090	56117-8190	56117-8290	56117-8328
	56117-8099	56117-8228	56117-8299	56117-8390
56118	56118-8090	56118-8190	56118-8290	56118-8328
	56118-8099	56118-8228	56118-8299	56118-8390
56119	56119-8090	56119-8190	56119-8290	56119-8328
	56119-8099	56119-8228	56119-8299	56119-8390

OPERATION:

1. Insert the extractor tool into the housing as shown in Figure 1.
2. Use the slots located on the inside of the housing to guide the extraction tool blades into the housing until contact is made with terminal.
3. Continue to insert the tool always checking to see that the blades of extraction tool are on the outside of the contact as shown in Figure 2.
4. Continue to insert extraction tool into housing until the locking tangs have snapped out of their locked position. If the terminal locking tabs are still not totally depressed, hold on tight to the wire and push it towards the extractor tool, this will completely depress the locking tabs. See Figure 2.
5. Gently pull the terminal by the wire, out from the housing.

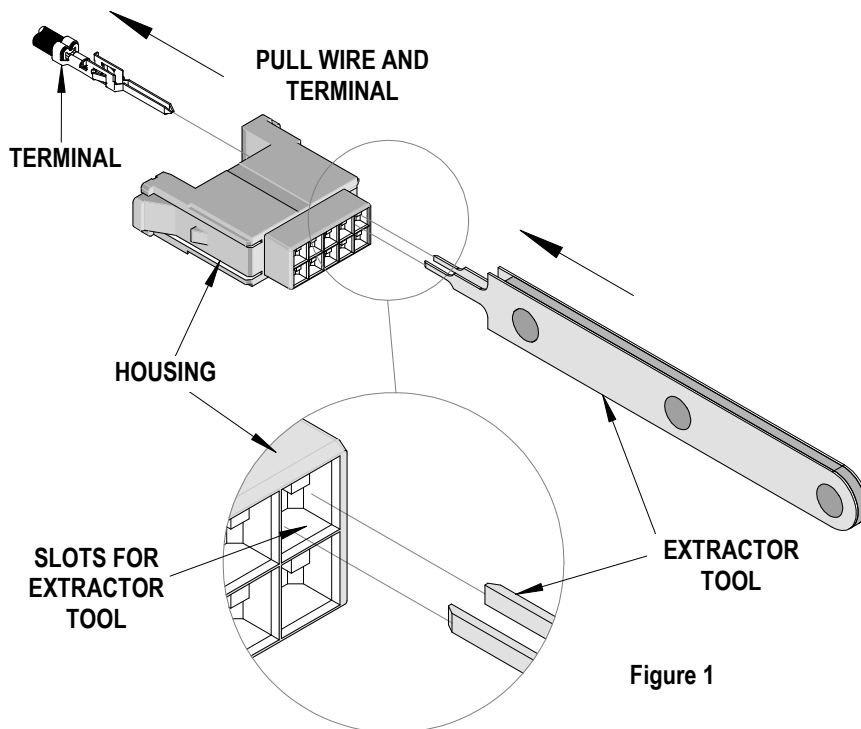
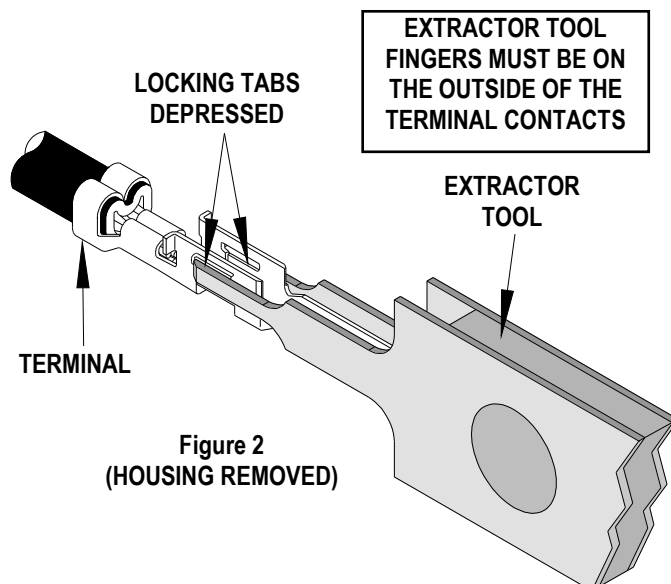


Figure 1

NOTE:

1. When a terminal is removed in this manner the locking tangs are damaged and the terminal is not reusable.
2. Molex does not offer repair parts for this Tools due to the inexpensive nature of the tool



Terminal and Housing Application Chart				
Terminal Series No.		Used with Housing Series No.		
56116	56117	51233	51234	
56118	56119	51233	51234	500812

Use Extractor Tool
Order No. 63813-3300 only for these
Terminal and Housing Combinations.

CAUTION: Molex specifications are valid only when used with Molex terminals, applicators and tooling.

Contact Information

For more information on Molex application tooling please contact Molex at 1-800-786-6539.

Americas Headquarters
Lisle, Illinois 60532 U.S.A.
1-800-78MOLEX
amerinfo@molex.com

Far East North Headquarters
Yamato, Kanagawa, Japan
81-462-65-2324
feninfo@molex.com

Far East South Headquarters
Jurong, Singapore
65-6-268-6868
fesinfo@molex.com

European Headquarters
Munich, Germany
49-89-413092-0
eurinfo@molex.com

Corporate Headquarters
2222 Wellington Ct.
Lisle, IL 60532 U.S.A.
630-969-4550
Fax: 630-969-1352

Visit our Web site at <http://www.molex.com>