



Relays, Contactors & Switches > Switches > Tactile Switches



Actuator Style: **Rectangular**
Operating Function: **NO**
Contact Base Material: **Copper Alloy**
Switch Contact Plating Material: **Silver**
Dust Proof: **No**

Features

Product Type Features

Product Type	Switch
Leg Style	J Style
Illuminated	With
Actuator Style	Rectangular
Dust Proof	No

Configuration Features

Tactile Feel	With
ESD Grounding Terminal	Without
Ganged	With
Tactile	Yes
Snap Action	Without
Operating Function	NO
Support Bracket	Without
Configuration (Pole-Throw)	Single Pole - Single Throw
Number of Actuators	1

Body Features

Cover Material	Stainless Steel
Case Color	Brown
Actuator Force	180 g[6.349 oz]
Case Material	PPS



Bushing Style	Unthreaded
Actuator Profile	Extended
Actuator Material	PPS
Actuator Color	Black

Contact Features

Contact Base Material	Copper Alloy
Switch Contact Plating Material	Silver
Contact Current Rating	50 mA

Termination Features

Termination Type	Printed Circuit Board
------------------	-----------------------

Mechanical Attachment

Mounting Type	Surface Mount
Mounting Angle	Vertical

Housing Features

Low Profile	With
Process Sealed	No

Dimensions

Actuator Length	1.5 mm[.059 in]
Button Width	3 mm[.11 in]
Switch Height	5 mm[.196 in]

Usage Conditions

Temperature Rating	-35 – 85 °C
--------------------	-------------

Packaging Features

Packaging Method	Tape & Reel
------------------	-------------

Product Compliance

[For compliance documentation, visit the product page on TE.com>](#)

EU RoHS Directive 2011/65/EU	Compliant
EU ELV Directive 2000/53/EC	Compliant
China RoHS 2 Directive MIIT Order No 32, 2016	No Restricted Materials Above Threshold
EU REACH Regulation (EC) No. 1907/2006	Current ECHA Candidate List: JUL 2019 (201)



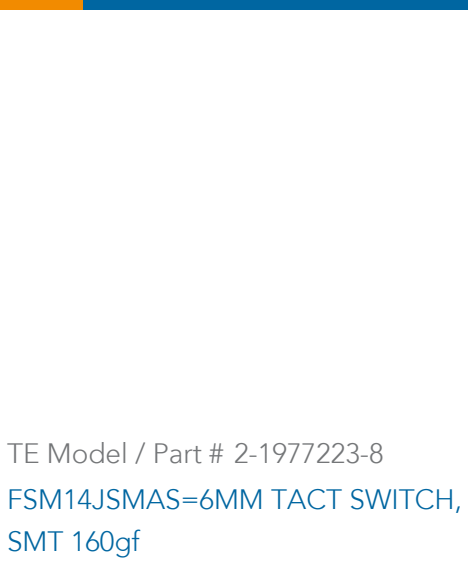


	Candidate List Declared Against: JUL 2019 (201) Does not contain REACH SVHC
EU REACH Regulation (EC) No. 1907/2006	Current ECHA Candidate List: JUL 2019 (201) Candidate List Declared Against: JUL 2019 (201)
Halogen Content	Low Halogen - Br, Cl, F, I < 900 ppm per homogenous material. Also BFR/CFR/PVC Free
Solder Process Capability	Reflow solder capable to 260°C

Product Compliance Disclaimer


This information is provided based on reasonable inquiry of our suppliers and represents our current actual knowledge based on the information they provided. This information is subject to change. The part numbers that TE has identified as EU RoHS compliant have a maximum concentration of 0.1% by weight in homogenous materials for lead, hexavalent chromium, mercury, PBB, PBDE, DBP, BBP, DEHP, DIBP, and 0.01% for cadmium, or qualify for an exemption to these limits as defined in the Annexes of Directive 2011/65/EU (RoHS2). Finished electrical and electronic equipment products will be CE marked as required by Directive 2011/65/EU. Components may not be CE marked. Additionally, the part numbers that TE has identified as EU ELV compliant have a maximum concentration of 0.1% by weight in homogenous materials for lead, hexavalent chromium, and mercury, and 0.01% for cadmium, or qualify for an exemption to these limits as defined in the Annexes of Directive 2000/53/EC (ELV). Regarding the REACH Regulations, TE’s information on SVHC in articles for this part number is still based on the European Chemical Agency (ECHA) ‘Guidance on requirements for substances in articles’(Version: 2, April 2011), applying the 0.1% weight on weight concentration threshold at the finished product level. TE is aware of the European Court of Justice ruling of September 10th, 2015 also known as O5A (Once An Article Always An Article) stating that, in case of ‘complex object’, the threshold for a SVHC must be applied to both the product as a whole and simultaneously to each of the articles forming part of its composition. TE has evaluated this ruling based on the new ECHA “Guidance on requirements for substances in articles” (June 2017, version 4.0) and will be updating its statements accordingly.

Compatible Parts


 <p>TE Model / Part # 1825910-6 FSM4JH=6MM TACT SWITCH, HIGH TEMP</p>	 <p>TE Model / Part # 2-1825910-7 FSM14JH=6MM TACT SWITCH, HIGH TEMP</p>	 <p>TE Model / Part # 4-1437565-2 FSM4JSMATR=TACT SWITCH 6X6MIL</p>	 <p>TE Model / Part # 3-1437565-0 FSM2JSMATR=ON T/R</p>
 <p>TE Model / Part # 2-1977223-8 FSM14JSMAS=6MM TACT SWITCH, SMT 160gf</p>			

Customers Also Bought







TE Model / Part #1-1825058-9
ADE08S04=DIP SWITCH,EXT,SMT-GW




TE Model / Part #2-1437565-8
FSM2JSMAA=TACTILE 260G FORCE S




TE Model / Part #1437566-4
FSMSMTR=TACT SWITCH




TE Model / Part #2013499-1
MICRO USB, TYPE B




TE Model / Part #1775838-2
mSATA/mini PCI-E 5.6H Type I G/F




TE Model / Part #2201778-1
MICRO SD PUSH PUSH LOW PROFILE
TYPE




TE Model / Part #1-1734248-5
1.0 FPC, ZIF V/T, SMT, 15P



TE Model / Part #147873-2
SWITCH,TACT,SMT,J-LEAD,4.3MM



TE Model / Part #1775862-2
mSATA/mini PCI-E 5.2H Type I G/F



TE Model / Part #1473149-4
SEMI-HARD TRAY ASSY DDR2
SODIMM 5.2H ST

Documents

Product Drawings

SWITCH,TACT,SMT,J-LEAD,5.0MM

English

CAD Files

3D PDF

3D

Customer View Model

ENG_CVM_CVM_147873-1_K_c-147873-1-k.2d_dxf.zip

English

Customer View Model

ENG_CVM_CVM_147873-1_K_c-147873-1-k.3d_igs.zip

English

Customer View Model

ENG_CVM_CVM_147873-1_K_c-147873-1-k.3d_stp.zip

English

By downloading the CAD file I accept and agree to the [Terms and Conditions](#) of use.

Datasheets & Catalog Pages



SWITCHES_CORE_PROGRAM_CATALOG

English

Products for Mobile Equipment

English

Product Environmental Compliance

TE Material Declaration

English