



Relays, Contactors & Switches > Switches > Toggle Switches



Configuration (Pole-Throw): **Single Pole - Double Throw**

Bushing Thread Size: **1/4-40**

Sealed: **Yes**

Contact Base Material: **Copper**

Switch Contact Plating Material: **Silver**

Features

Product Type Features

Product Type	Switch
Sealed	Yes
Toggle Style	Baton Long
Switch Type	Toggle
Toggle Actuation	Vertical

Configuration Features

Configuration (Pole-Throw)	Single Pole - Double Throw
Operating Function	On Off On

Electrical Characteristics

Dielectric Strength	1000 VAC
Insulation Resistance	1000 MΩ
Contact Resistance	10 mΩ
Voltage Rating	125 VAC, 28 VDC

Body Features

Actuator Finish	Nickel
Bushing Thread Size	1/4-40
Seal Type	Terminal Seal (Epoxy)
Bushing Style	Threaded

Contact Features

--	--



Contact Base Material	Copper
Switch Contact Plating Material	Silver
Contact Current Rating	5 A

Termination Features

Termination Type	Printed Circuit
------------------	-----------------

Mechanical Attachment

Mounting Type	Through Hole
---------------	--------------

Housing Features

Process Sealed	No
----------------	----

Dimensions

Toggle Length	10.4 mm[.41 in]
	.35 in

Industry Standards

UL Flammability Rating	UL 94V-1
------------------------	----------

Product Compliance

For compliance documentation, visit the product page on TE.com>

EU RoHS Directive 2011/65/EU	Compliant with Exemptions
EU ELV Directive 2000/53/EC	Compliant with Exemptions
China RoHS 2 Directive MIIT Order No 32, 2016	Restricted Materials Above Threshold
EU REACH Regulation (EC) No. 1907/2006	Current ECHA Candidate List: JUL 2019 (201) Candidate List Declared Against: JUL 2019 (201) Pb (3.7% in Component Part)
EU REACH Regulation (EC) No. 1907/2006	Current ECHA Candidate List: JUL 2019 (201) Candidate List Declared Against: JUL 2019 (201)
Halogen Content	Not Low Halogen - contains Br or Cl > 900 ppm.
Solder Process Capability	Wave solder capable to 265°C


Product Compliance Disclaimer

This information is provided based on reasonable inquiry of our suppliers and represents our current actual knowledge based on the information they provided. This information is subject to change. The part numbers that TE has identified as EU RoHS compliant have a maximum concentration of 0.1% by weight in homogenous materials for lead, hexavalent




chromium, mercury, PBB, PBDE, DBP, BBP, DEHP, DIBP, and 0.01% for cadmium, or qualify for an exemption to these limits as defined in the Annexes of Directive 2011/65/EU (RoHS2). Finished electrical and electronic equipment products will be CE marked as required by Directive 2011/65/EU. Components may not be CE marked. Additionally, the part numbers that TE has identified as EU ELV compliant have a maximum concentration of 0.1% by weight in homogenous materials for lead, hexavalent chromium, and mercury, and 0.01% for cadmium, or qualify for an exemption to these limits as defined in the Annexes of Directive 2000/53/EC (ELV). Regarding the REACH Regulations, TE’s information on SVHC in articles for this part number is still based on the European Chemical Agency (ECHA) ‘Guidance on requirements for substances in articles’(Version: 2, April 2011), applying the 0.1% weight on weight concentration threshold at the finished product level. TE is aware of the European Court of Justice ruling of September 10th, 2015 also known as O5A (Once An Article Always An Article) stating that, in case of ‘complex object’, the threshold for a SVHC must be applied to both the product as a whole and simultaneously to each of the articles forming part of its composition. TE has evaluated this ruling based on the new ECHA “Guidance on requirements for substances in articles” (June 2017, version 4.0) and will be updating its statements accordingly.


Compatible Parts




TE Model / Part # 4-1825136-5
A101SYCQ04




TE Model / Part # 4-1825136-9
A101SYZQ04



TE Model / Part # 1825136-7
A101KZQ04

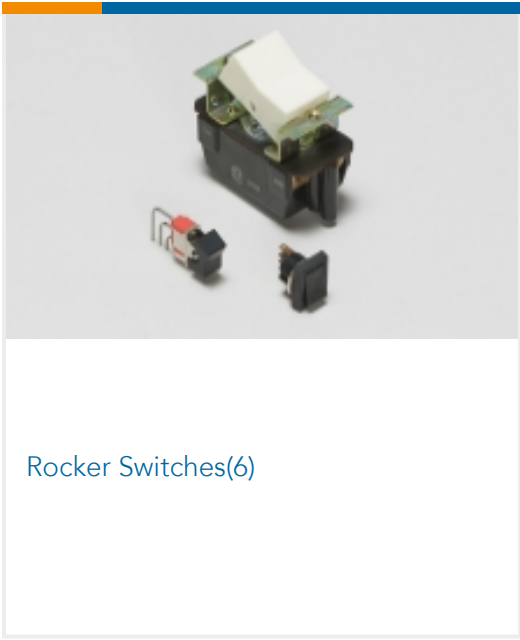


TE Model / Part # 4-1825136-3
A101SYAQ04




TE Model / Part # 5-1825136-9
A108P3ZQ04

Also in the Series | **Alcoswitch Gemini A Series**








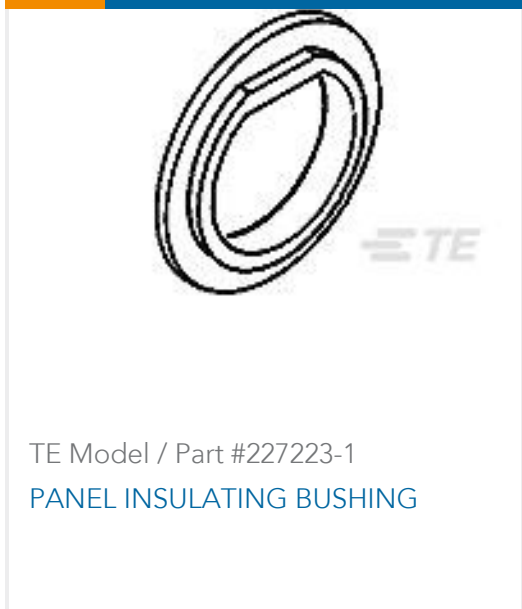




Rocker Switches(6)



Toggle Switches(38)

Customers Also Bought



 <p>TE Model / Part #4-1825136-5 A101SYCQ04</p>	 <p>TE Model / Part #2295018-2 SPLASH PROOF USB TYPE C REC, DUAL SMT</p>	 <p>TE Model / Part #6-1614882-8 CPF 0603 100K 0.1% 25PPM 5K RL</p>	 <p>TE Model / Part #1055047-1 2087 1230 02</p>
 <p>TE Model / Part #1571626-2 TACT,SMT,GULL WING,50GF,T&R</p>	 <p>TE Model / Part #227223-1 PANEL INSULATING BUSHING</p>	 <p>TE Model / Part #1-1825137-5 A103SYCB04</p>	 <p>TE Model / Part #4-2176216-2 CPF A 0603 10K 0.1% 25PPM 1K RL</p>
 <p>TE Model / Part #7-2176217-0 CPF A 0805 1M0 0.1% 25PPM 1K RL</p>	 <p>TE Model / Part #8-1879666-1 H8 909K 0.1% 15PPM</p>		

Documents

Product Drawings

A103SYCQ04

English

CAD Files

3D PDF

3D

Customer View Model

ENG_CVM_CVM_1-1825137-6_A.2d_dxf.zip

English

Customer View Model

ENG_CVM_CVM_1-1825137-6_A.3d_igs.zip

English

Customer View Model

ENG_CVM_CVM_1-1825137-6_A.3d_stp.zip

English

By downloading the CAD file I accept and agree to the [Terms and Conditions](#) of use.

Datasheets & Catalog Pages



[SWITCHES_CORE_PROGRAM_CATALOG](#)

English

[GEMINI_SERIES_SWITCHES_QUICK_REF_GUIDE_2-1773458-5](#)

English

[Product Environmental Compliance](#)

[REACH Substance Communication Document](#)

English