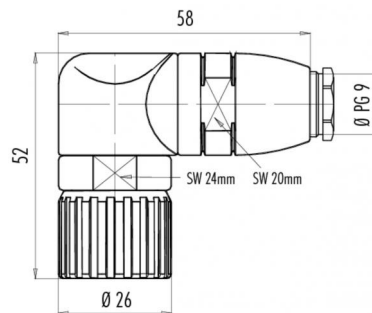


Product description	M23 female angled connector, Contacts: 6, 6.0 - 10.0 mm, Shielding is not possible, solder, IP67
Area	M23 series 623
Order number	99 4636 70 06

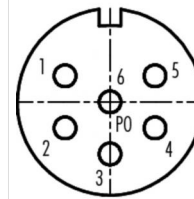
Illustration



Scale drawing



Contact arrangement



	X	Y
1	-4,13	2,38
2	-4,13	-2,38
3	0,00	-4,75
4	4,13	-2,38
5	4,13	2,38
6	0,00	0,00

You can find the assembly instructions on the next page.

Technical data

General values

Connector design	female angled connector
Connector locking system	screw
Termination	solder
Arrangement of contacts	clockwise
Wire gauge (mm)	2.50 mm ²
Wire gauge (AWG)	14
Cable outlet	6.0 - 10.0 mm
Upper limit temperature	125 °C
Lower limit temperature	- 20 °C
Customs tariff number	85369010

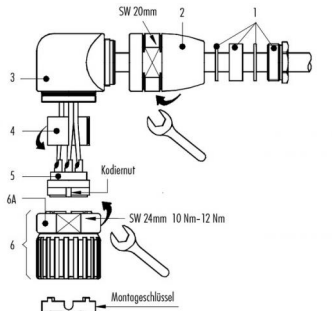
Electrical values

Rated current (40 °C)	20 A
Rated voltage	300 V
Rated impulse voltage	2500 V
Pollution degree	3
Overvoltage category	II
Insulating material group	III
Insulation resistance	≥ 10 ¹⁰ Ω
EMC compliance	Shielding is not possible
Degree of protection	IP67
Mechanical operation	> 50 Mating cycles

Material

Contact material	CuSn (bronze)
Contact plating	Au (gold)
Contact body material	PBT/PA66

Assembly instructions / Panel cut-out



- Kabelverschraubung Pos. 1, Adapter Pos. 2 und Winklkörper Pos. 3 auf das Kabel schieben.
- Kabel-Außenmantel 30 mm abisolieren.
- Folie, Füller und innere Isolierungen abschneiden.
- Litzen 3,5 mm abisolieren, verdrehen und verzinnen.
- Litzen an Kontakte löten, crimpsen oder schrauben.
- Distanzhülse Pos. 4 einfügen.
- Einsatz Pos. 5 und Distanzhülse Pos. 4 in Einheit Pos. 6 einführen. Hierbei ist zu beachten, daß die gewünschte Kodiermutter des Einsatzes Pos. 5 in den Kodiersteg eingeführt wird.
- Gesamte Einheit in Winklkörper einführen
(Achtung: acht Kodiermöglichkeiten) und mit Mutter Pos. 6A sichern
(Anzugsdrehmoment: 10 Nm bis 12 Nm).
- Adapter Pos. 2 Festschrauben auf Anschlag.
- Kabelverschraubung Pos. 1 Festschrauben.

Anzugsdrehmoment für Klemmschraube Kontakteinsatz Pos. 5 mit Schraubkontakten beachten:

- max. 0,1 Nm für Schraubkontakte Steckdurchmesser 1 mm
- max. 0,2 Nm für Schraubkontakte Steckdurchmesser 2 mm

Product description	M23 female angled connector, Contacts: 6, 6.0 - 10.0 mm, Shielding is not possible, solder, IP67
Area	M23 series 623
Order number	99 4636 70 06

Security notices

The connector must not be connected or separated under load. Non-observance and incorrect use can result in personal injury.

The connectors are designed for use in plant, control system and electrical equipment. The end user is responsible for checking whether the connectors are suitable for use in other applications.

Connectors used in electrical circuits containing hazardous life parts must only be assembled and used by or under the supervision of persons with the requisite electrotechnical training, taking the applicable regulations and standards into account.

Connectors with degree of protection IP 67 and IP 68 are not suitable for use under water. When used outdoors, the connectors must be separately protected against corrosion. For further information about IP degrees of protection refer to 'Technical support' in the Download Centre.

To lock the cable connector to the equipment connector, the threaded ring is tightened until it is 'finger-tight' (approx. 50 cNm).