

### LAURA

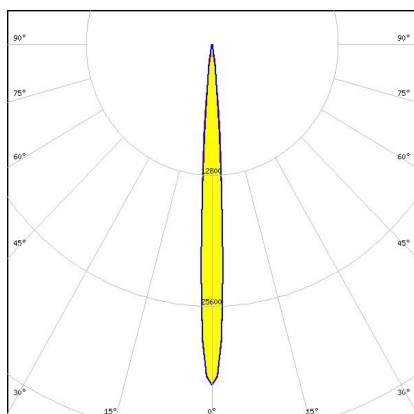
**21.6 x 21.6 mm square-shaped lenses for general and wall-wash lighting compatible with up to 5050 size LED packages**

LEDiL's well-established square LAURA family with symmetric and asymmetric beams. LAURA-G2 comes with a thinner holder design and is backwards compatible with previous generations. Two wall-washing beams (spot and oval) designed to be used in groups to provide uniform illumination with a typical installation distance from the wall of 10-20 cm and optimal luminaire spacing of 5-15 cm.



### PRODUCTS:

#### CX11352\_LAURA-RS

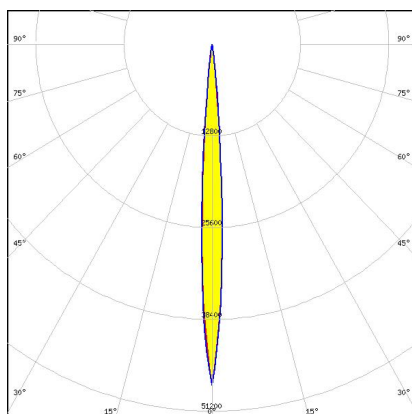


**Dimensions: 21.6 mm x 21.6 mm**

**Height: 12.90 mm**

~8° spot beam optimized for LUXEON Rebel. Assembly with white holder.

#### CA11353\_LAURA-RS

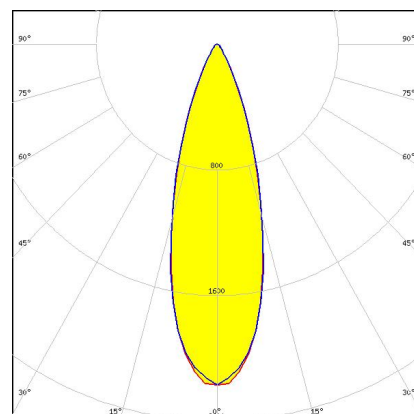


**Dimensions: 21.6 mm x 21.6 mm**

**Height: 13.10 mm**

~8° spot beam optimized for CREE XP-E. Assembly with black holder and installation tape.

#### CX11354\_LAURA-M



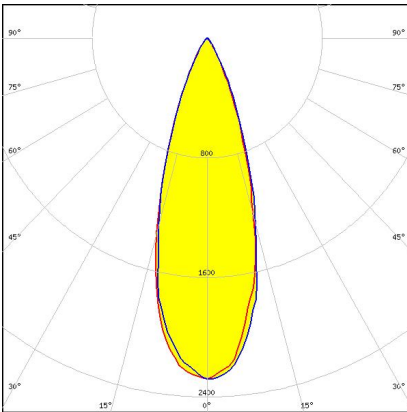
**Dimensions: 21.6 mm x 21.6 mm**

**Height: 12.90 mm**

~30° medium beam optimized for LUXEON Rebel. Assembly with white holder and installation tape.

### PRODUCTS:

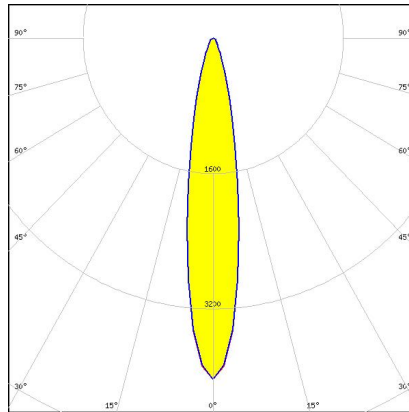
#### CA11355\_LAURA-M



**Dimensions: 21.6 mm x 21.6 mm**  
**Height: 13.10 mm**

~30° medium beam optimized for CREE XP-E. Assembly with black holder and installation tape.

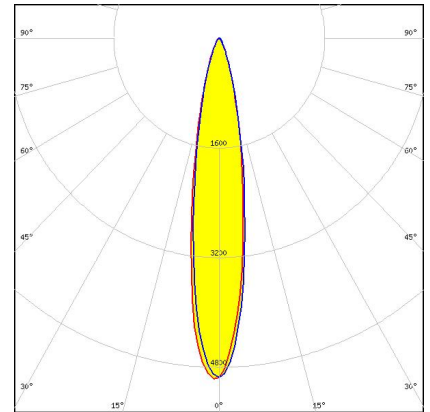
#### CX11359\_LAURA-D



**Dimensions: 21.6 mm x 21.6 mm**  
**Height: 12.90 mm**

~15° diffused spot beam optimized for LUXEON Rebel. Assembly with white holder and installation tape.

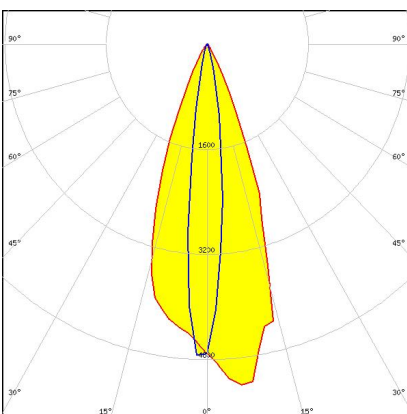
#### CA11360\_LAURA-D



**Dimensions: 21.6 mm x 21.6 mm**  
**Height: 13.10 mm**

~15° diffused spot beam optimized for CREE XP-E. Assembly with black holder and installation tape.

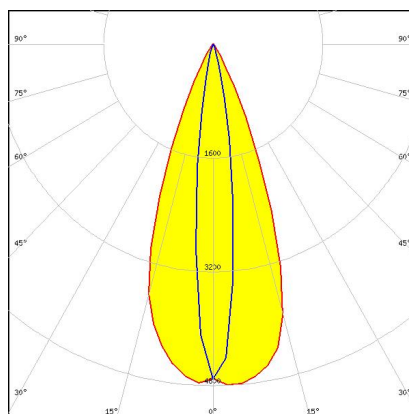
#### CX11364\_LAURA-O



**Dimensions: 21.6 mm x 21.6 mm**  
**Height: 12.90 mm**

~40° x 12° oval beam optimized for LUXEON Rebel. Assembly with white holder and installation tape.

#### CA11365\_LAURA-O



**Dimensions: 21.6 mm x 21.6 mm**  
**Height: 13.10 mm**

~40° x 12° oval beam optimized for CREE XP-E. Assembly with black holder and installation tape.

#### CA11427\_LAURA-R-W

**Dimensions: 21.6 mm x 21.6 mm**  
**Height: 12.90 mm**

Mini reflector with ~70° wide beam optimized for Nichia 19. Assembly with white holder and installation tape.

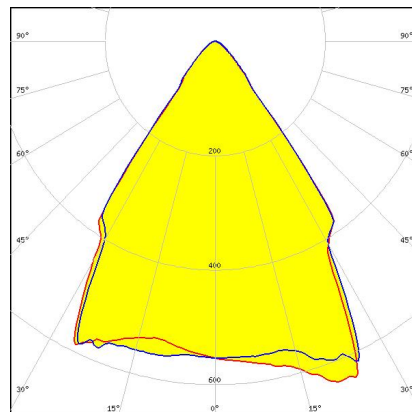
### PRODUCTS:

#### CX11524\_LAURA-R-W

**Dimensions: 21.6 mm x 21.6 mm**  
**Height: 12.90 mm**

Mini reflector with ~70° wide beam optimized for LUXEON Rebel. Assembly with white holder and installation tape.

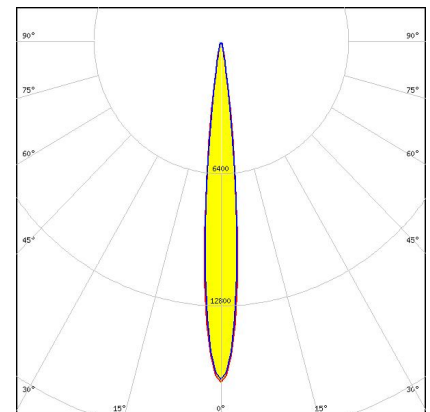
#### CA11525\_LAURA-R-W



**Dimensions: 21.6 mm x 21.6 mm**  
**Height: 13.10 mm**

Mini reflector with ~70° wide beam optimized for CREE XP-E. Assembly with black holder and installation tape.

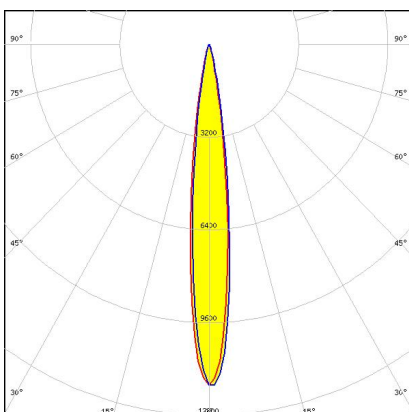
#### CA11643\_LAURA-SS



**Dimensions: 21.6 mm x 21.6 mm**  
**Height: 13.10 mm**

~11° smooth spot beam optimized for CREE XP-E. Assembly with black holder and installation tape.

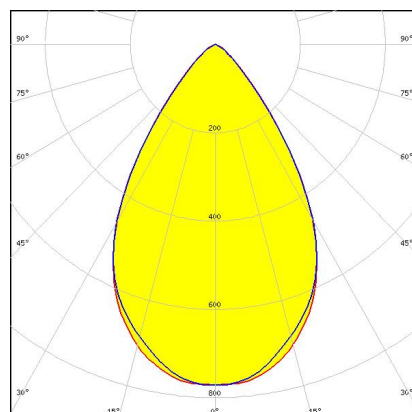
#### CX11645\_LAURA-SS



**Dimensions: 21.6 mm x 21.6 mm**  
**Height: 12.90 mm**

~11° smooth spot beam optimized for LUXEON Rebel. Assembly with white holder and installation tape.

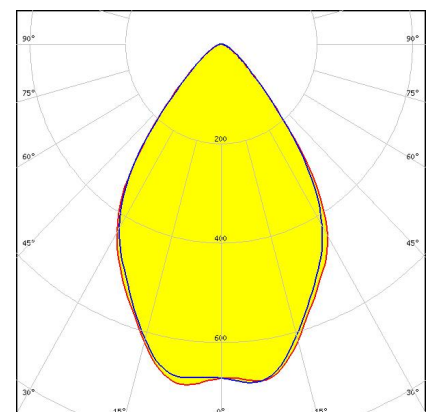
#### CA11766\_LAURA-WW



**Dimensions: 21.6 mm x 21.6 mm**  
**Height: 13.10 mm**

~65° wide beam optimized for CREE XP-E. Assembly with black holder and installation tape.

#### CX11768\_LAURA-WW

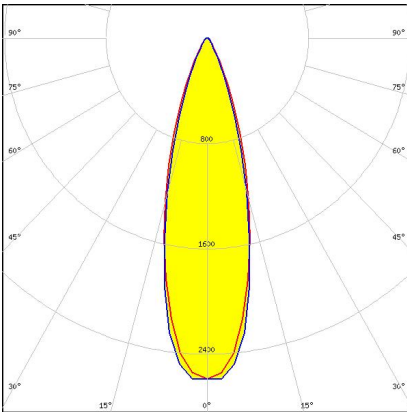


**Dimensions: 21.6 mm x 21.6 mm**  
**Height: 12.90 mm**

~65° wide beam optimized for LUXEON Rebel. Assembly with white holder and installation tape.

### PRODUCTS:

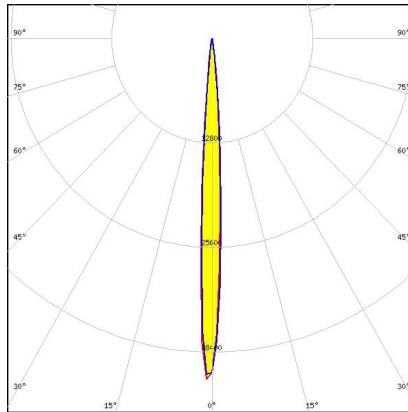
#### CA11837\_LAURA-M-PIN



**Dimensions: 21.6 mm x 21.6 mm**  
**Height: 13.10 mm**

~30° medium beam optimized for CREE XP-E. Assembly with white holder, installation tape and location pins.

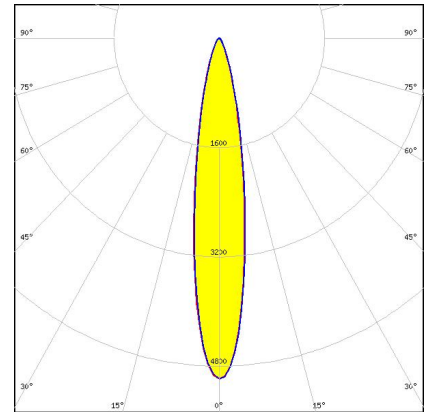
#### CA11959\_LAURA-RS-PIN



**Dimensions: 21.6 mm x 21.6 mm**  
**Height: 13.10 mm**

~8° spot beam optimized for CREE XP-E. Assembly with white holder, installation tape and location pins.

#### CA11960\_LAURA-D-PIN



**Dimensions: 21.6 mm x 21.6 mm**  
**Height: 13.10 mm**

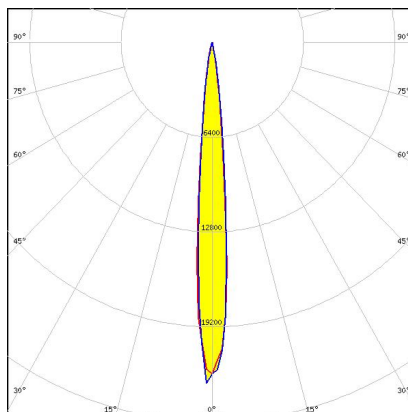
~15° diffused spot beam optimized for CREE XP-E. Assembly with white holder, installation tape and location pins.

#### CA11973\_LAURA-O

**Dimensions: 21.6 mm x 21.6 mm**  
**Height: 12.90 mm**

~40° x 12° oval beam optimized for Nichia 19. Assembly with black holder and installation tape.

#### CA11974\_LAURA-RS



**Dimensions: 21.6 mm x 21.6 mm**  
**Height: 12.90 mm**

~8° spot beam optimized for Nichia 19. Assembly with black holder and installation tape.

#### CA11975\_LAURA-D

**Dimensions: 21.6 mm x 21.6 mm**  
**Height: 12.90 mm**

~15° diffused spot beam optimized for Nichia 19. Assembly with black holder and installation tape.

### PRODUCTS:

#### CA11976\_LAURA-M

**Dimensions: 21.6 mm x 21.6 mm**  
**Height: 12.90 mm**

~30° medium beam optimized for Nichia 19. Assembly with black holder and installation tape.

#### CA11977\_LAURA-SS

**Dimensions: 21.6 mm x 21.6 mm**  
**Height: 12.90 mm**

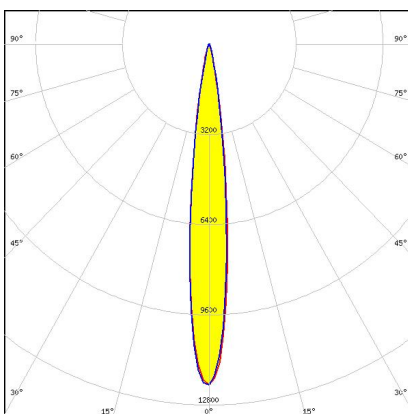
~11° smooth spot beam optimized for Nichia 19. Assembly with black holder and installation tape.

#### CA11978\_LAURA-WW

**Dimensions: 21.6 mm x 21.6 mm**  
**Height: 12.90 mm**

~65° wide beam optimized for Nichia 19. Assembly with black holder and installation tape.

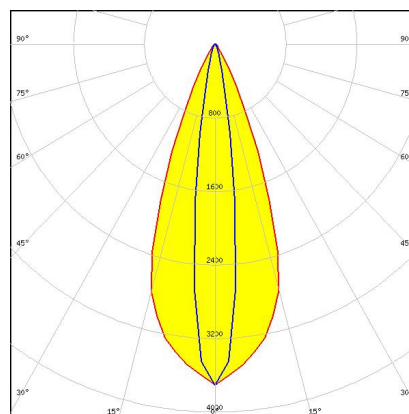
#### CA12011\_LAURA-SS-PIN



**Dimensions: 21.6 mm x 21.6 mm**  
**Height: 13.10 mm**

~11° smooth spot beam optimized for CREE XP-E. Assembly with white holder, installation tape and location pins.

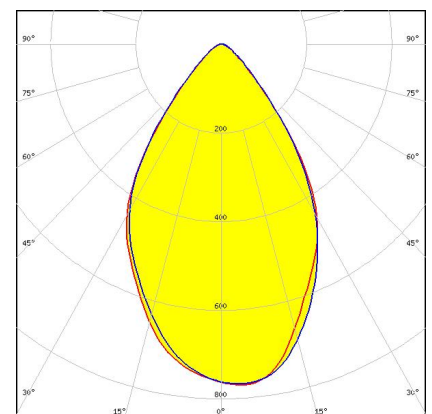
#### CA12012\_LAURA-O-PIN



**Dimensions: 21.6 mm x 21.6 mm**  
**Height: 13.10 mm**

~40° x 12° oval beam optimized for CREE XP-E. Assembly with white holder, installation tape and location pins.

#### CA12325\_LAURA-WW-PIN

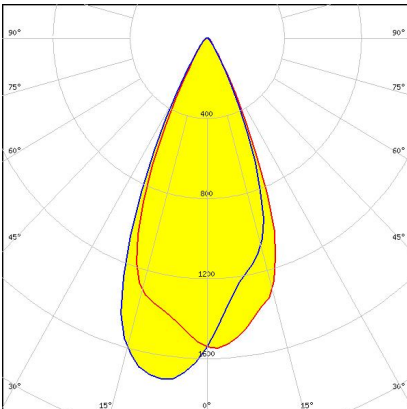


**Dimensions: 21.6 mm x 21.6 mm**  
**Height: 13.10 mm**

~65° wide beam optimized for CREE XP-E. Assembly with white holder, installation tape and location pins.

### PRODUCTS:

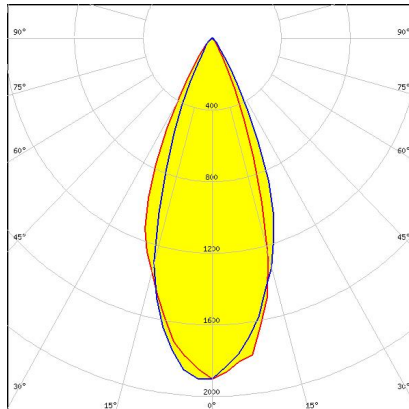
#### CA12344\_LAURA-W-PIN



**Dimensions: 21.6 mm x 21.6 mm**  
**Height: 13.10 mm**

~40° wide beam optimized for CREE XP-E. Assembly with white holder, installation tape and location pins.

#### CX12568\_LAURA-W



**Dimensions: 21.6 mm x 21.6 mm**  
**Height: 12.90 mm**

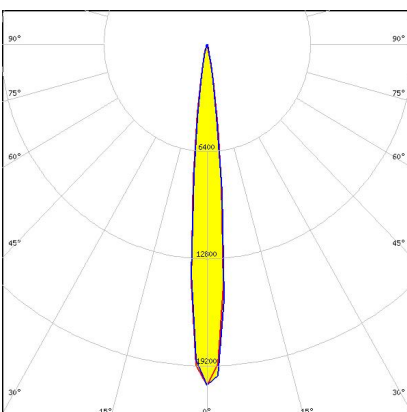
~40° wide beam optimized for LUXEON Rebel. Assembly with white holder and installation tape.

#### CA12570\_LAURA-W

**Dimensions: 21.6 mm x 21.6 mm**  
**Height: 12.90 mm**

~40° wide beam optimized for Nichia 19. Assembly with black holder and installation tape.

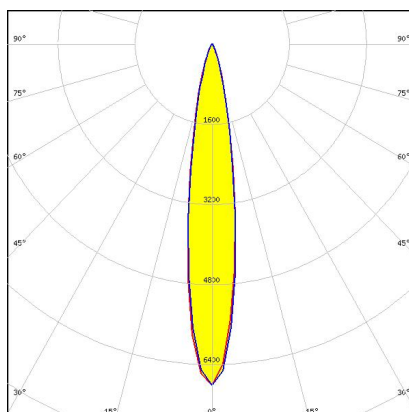
#### CP12631\_LAURA-RS-PG



**Dimensions: 21.6 mm x 21.6 mm**  
**Height: 13.10 mm**

~8° spot beam. Assembly with white holder and location pins.

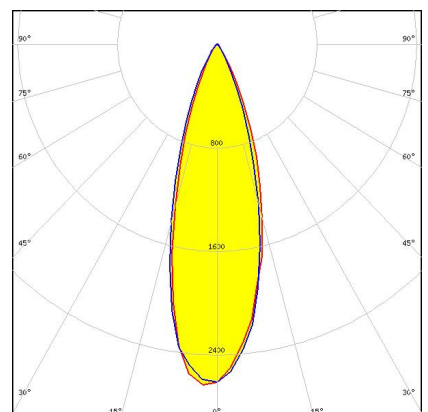
#### CP12632\_LAURA-D-PG



**Dimensions: 21.6 mm x 21.6 mm**  
**Height: 13.10 mm**

~15° diffused spot beam. Assembly with white holder and location pins.

#### CP12633\_LAURA-M-PG

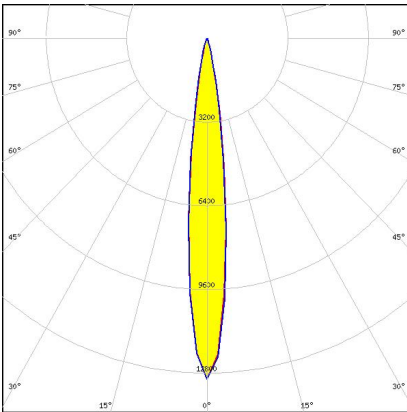


**Dimensions: 21.6 mm x 21.6 mm**  
**Height: 13.10 mm**

~30° medium beam. Assembly with white holder and location pins.

### PRODUCTS:

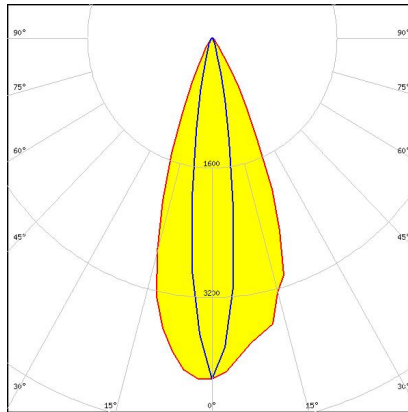
#### CP12634\_LAURA-SS-PG



**Dimensions: 21.6 mm x 21.6 mm**  
**Height: 13.10 mm**

~11° smooth spot beam. Assembly with white holder and location pins.

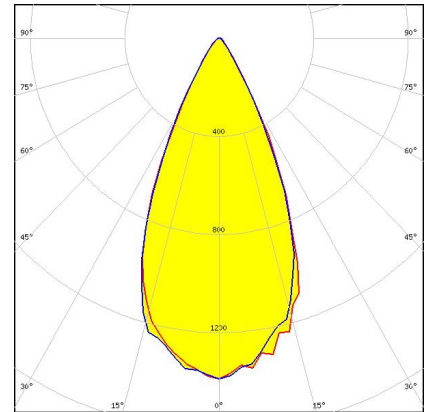
#### CP12635\_LAURA-O-PG



**Dimensions: 21.6 mm x 21.6 mm**  
**Height: 13.10 mm**

~40° x 12° oval beam. Assembly with white holder and location pins.

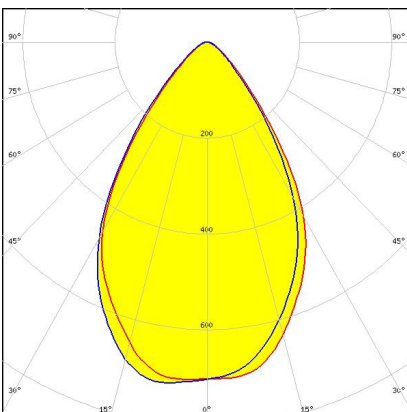
#### CP12636\_LAURA-W-PG



**Dimensions: 21.6 mm x 21.6 mm**  
**Height: 13.10 mm**

~40° wide beam. Assembly with white holder and location pins.

#### CP12637\_LAURA-WW-PG



**Dimensions: 21.6 mm x 21.6 mm**  
**Height: 13.10 mm**

~65° wide beam. Assembly with white holder and location pins.

#### CA12981\_LAURA-R-XW

**Dimensions: 21.6 mm x 21.6 mm**  
**Height: 13.10 mm**

Mini reflector with ~70° wide beam optimized for CREE XP-E. Assembly with black holder and installation tape.

#### CA12982\_LAURA-R-XW

**Dimensions: 21.6 mm x 21.6 mm**  
**Height: 12.90 mm**

Mini reflector with ~70° wide beam optimized for CREE XP-E. Assembly with black holder and installation tape.



### PRODUCTS:

#### CX12983\_LAURA-R-XW

**Dimensions: 21.6 mm x 21.6 mm**  
**Height: 12.90 mm**

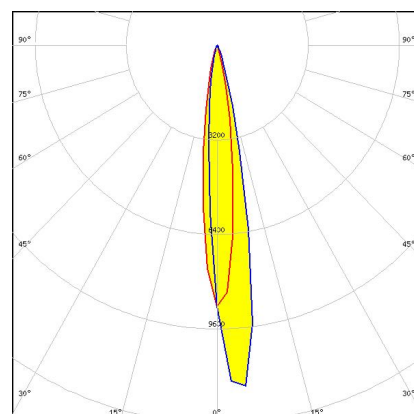
Mini reflector with ~70° wide beam  
optimized for LUXEON Rebel.  
Assembly with white holder and  
installation tape.

#### CA12984\_LAURA-R-XW-PIN

**Dimensions: 21.6 mm x 21.6 mm**  
**Height: 13.10 mm**

Mini reflector with ~70° wide beam  
optimized for CREE XP-E. Assembly  
with white holder, installation tape  
and location pins.

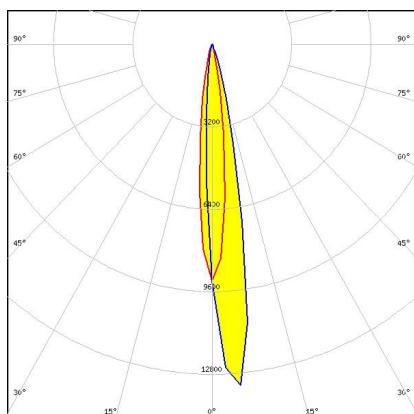
#### CA13269\_LAURA-SS-WAS



**Dimensions: 21.6 mm x 21.6 mm**  
**Height: 13.10 mm**

Asymmetric beam for wall-washing  
optimized for CREE XP-E. Assembly  
with white holder and installation  
tape.

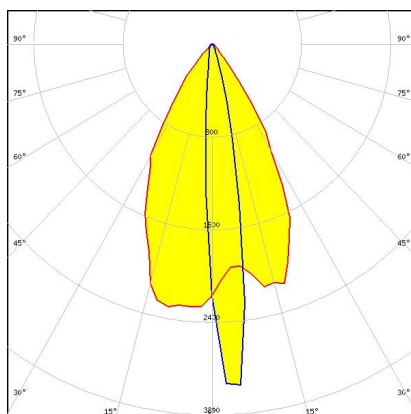
#### CA13270\_LAURA-SS-WAS



**Dimensions: 21.6 mm x 21.6 mm**  
**Height: 12.90 mm**

Asymmetric beam for wall-washing  
optimized for LUXEON Rebel.  
Assembly with white holder and  
installation tape.

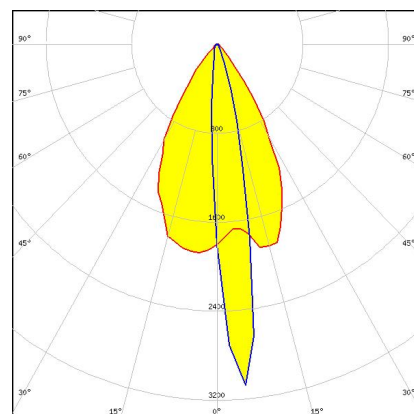
#### CA13271\_LAURA-O-WAS



**Dimensions: 21.6 mm x 21.6 mm**  
**Height: 13.10 mm**

Oval beam optimized for CREE  
XP-E. Assembly with white holder  
and installation tape.

#### CA13272\_LAURA-O-WAS



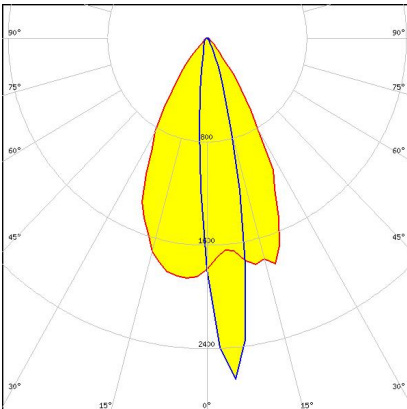
**Dimensions: 21.6 mm x 21.6 mm**  
**Height: 12.90 mm**

Oval beam for wall washing  
optimized for LUXEON Rebel.  
Assembly with white holder and  
installation tape.



### PRODUCTS:

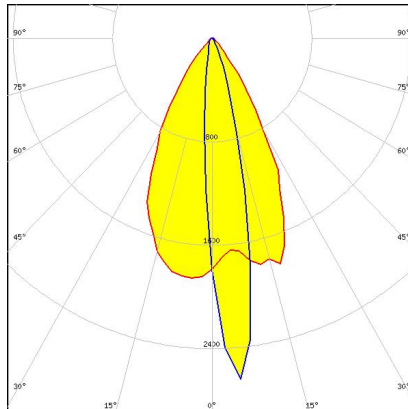
#### CA13307\_LAURA-O-WAS-PIN



**Dimensions: 21.6 mm x 21.6 mm**  
**Height: 13.10 mm**

Oval beam for wall-washing  
optimized for CREE XP-E. Assembly  
with white holder, installation tape  
and location pins.

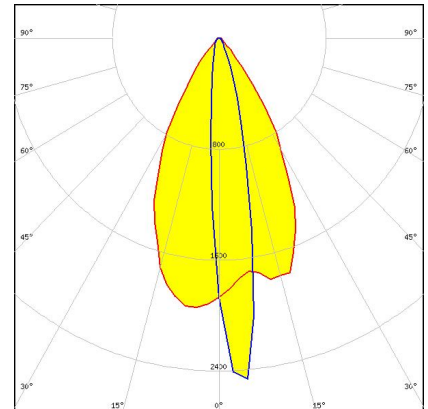
#### CP13308\_LAURA-O-WAS-PG



**Dimensions: 21.6 mm x 21.6 mm**  
**Height: 12.90 mm**

Oval beam for wall-washing.  
Assembly with white holder and  
location pins.

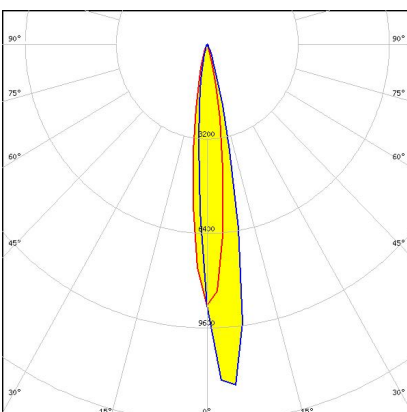
#### CA13309\_LAURA-O-WAS



**Dimensions: 21.6 mm x 21.6 mm**  
**Height: 13.10 mm**

Oval beam for wall-washing  
optimized for Nichia 19. Assembly  
with white holder and installation  
tape.

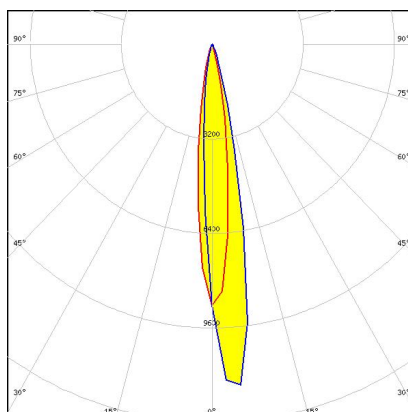
#### CP13311\_LAURA-SS-WAS-PG



**Dimensions: 21.6 mm x 21.6 mm**  
**Height: 12.90 mm**

Asymmetric beam for wall-washing.  
Assembly with white holder and  
location pins.

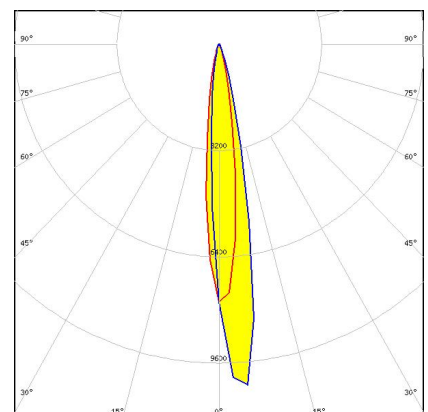
#### CA13312\_LAURA-SS-WAS-PIN



**Dimensions: 21.6 mm x 21.6 mm**  
**Height: 13.10 mm**

Asymmetric beam for wall-washing  
optimized for CREE XP-E. Assembly  
with white holder, installation tape  
and location pins.

#### CA13313\_LAURA-SS-WAS

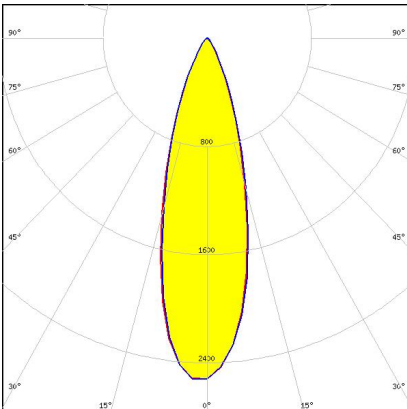


**Dimensions: 21.6 mm x 21.6 mm**  
**Height: 13.10 mm**

Asymmetric beam for wall-washing  
optimized for Nichia 19. Assembly  
with white holder and installation  
tape.

### PRODUCTS:

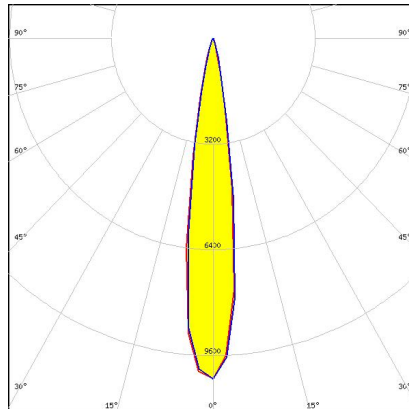
#### CA13627\_G2-LAURA-M-P



**Dimensions: 21.6 mm x 21.6 mm**  
**Height: 13.10 mm**

~30° medium beam. Assembly with thinner white holder, installation tape and location pins.

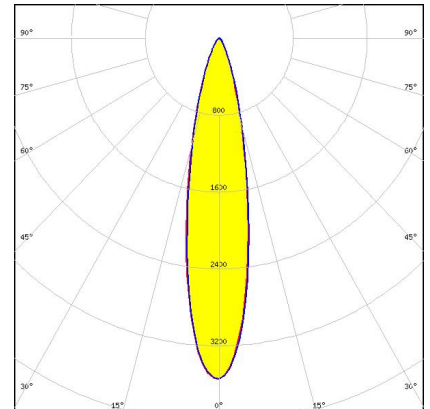
#### CA13628\_G2-LAURA-RS-P



**Dimensions: 21.6 mm x 21.6 mm**  
**Height: 13.10 mm**

~8° spot beam. Assembly with thinner white holder, installation tape and location pins.

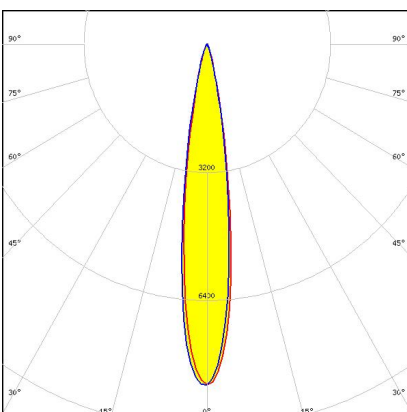
#### CA13629\_G2-LAURA-D-P



**Dimensions: 21.6 mm x 21.6 mm**  
**Height: 13.10 mm**

~13° diffused spot beam. Assembly with thinner white holder, installation tape and location pins.

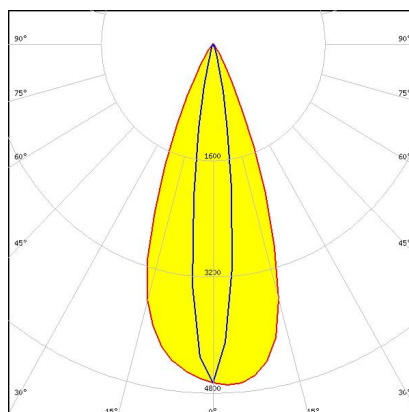
#### CA13630\_G2-LAURA-SS-P



**Dimensions: 21.6 mm x 21.6 mm**  
**Height: 13.10 mm**

~11° smooth spot beam. Assembly with thinner white holder, installation tape and location pins.

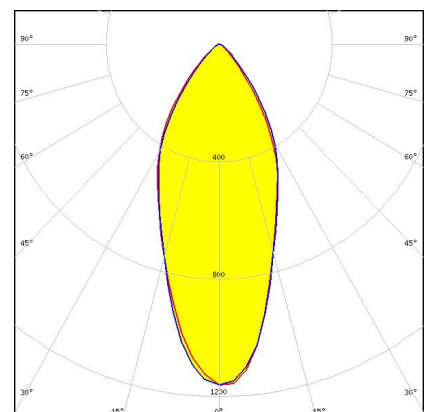
#### CA13631\_G2-LAURA-O-P



**Dimensions: 21.6 mm x 21.6 mm**  
**Height: 13.10 mm**

~40° x 13° oval beam. Assembly with thinner white holder, installation tape and location pins.

#### CA13633\_G2-LAURA-WW-P

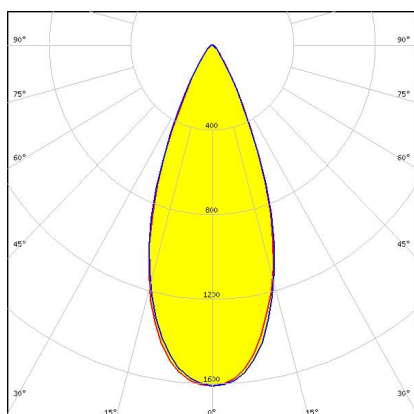


**Dimensions: 21.6 mm x 21.6 mm**  
**Height: 13.10 mm**

~65° wide beam. Assembly with thinner white holder, installation tape and location pins.

### PRODUCTS:

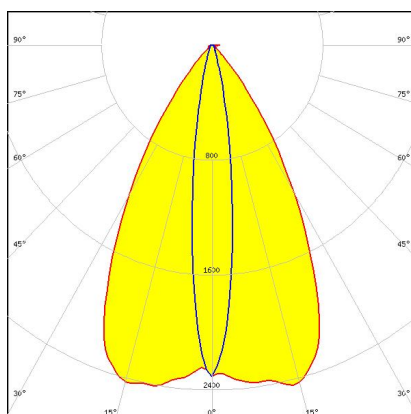
#### CA13634\_G2-LAURA-W-P



**Dimensions: 21.6 mm x 21.6 mm**  
**Height: 13.10 mm**

~45° wide beam. Assembly with thinner white holder, installation tape and location pins.

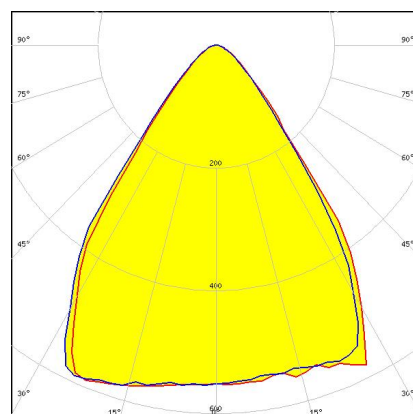
#### CA13635\_LAURA-O-90-PIN



**Dimensions: 21.6 mm x 21.6 mm**  
**Height: 13.10 mm**

~13° x 40° oval beam optimized for CREE XP-E. Assembly with thinner white holder, installation tape and location pins. Variant with beam direction rotated 90°.

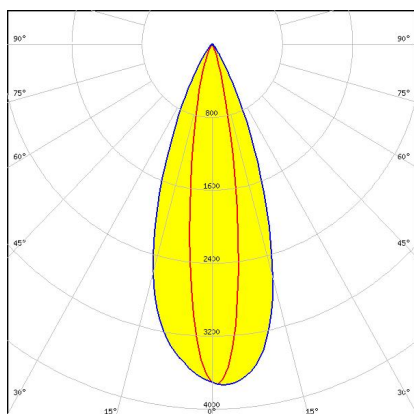
#### CA13636\_G2-LAURA-R-XW-P



**Dimensions: 21.6 mm x 21.6 mm**  
**Height: 13.10 mm**

Mini reflector with ~72° wide beam. Assembly with thinner white holder, installation tape and location pins.

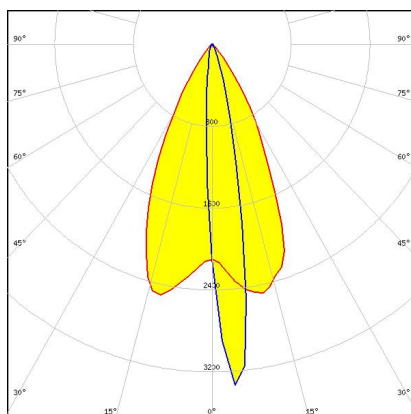
#### CA13637\_G2-LAURA-O90-P



**Dimensions: 21.6 mm x 21.6 mm**  
**Height: 13.10 mm**

~15° x 40° oval beam. Assembly with thinner white holder, installation tape and location pins. Variant with beam direction rotated 90°.

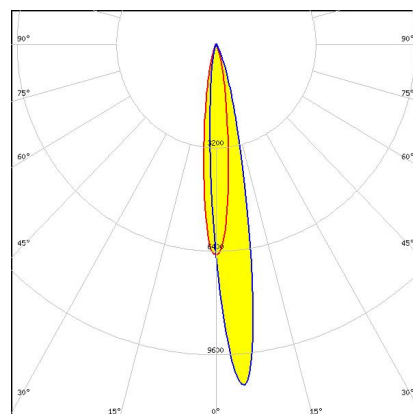
#### CA13638\_G2-LAURA-O-WAS-P



**Dimensions: 21.6 mm x 21.6 mm**  
**Height: 13.10 mm**

Asymmetric oval beam for wall-washing. Assembly with thinner white holder, installation tape and location pins.

#### CA13639\_G2-LAURA-SS-WAS-P



**Dimensions: 21.6 mm x 21.6 mm**  
**Height: 13.10 mm**

Asymmetric beam for wall-washing. Assembly with thinner white holder, installation tape and location pins.

### GENERAL INFORMATION:

NOTE: The typical beam angle will be changed by different color, chip size and chip position tolerance. The typical total beam angle is the full angle measured where the luminous intensity is half of the peak value.

### MATERIALS:

As part of our continuous research and improvement processes, and to ensure the best possible quality and availability of our products, LEDiL reserves the right to change material grades without notice.

### PRODUCT DATA USER AGREEMENT AND DISCLAIMER:

The measured data in the provided downloadable LEDiL Product Datasheets and Mechanical 2D-Drawings is rounded and provided as reference for planning. LEDiL Oy's optical specifications have been verified by conducting performance testing of the products in accordance with the company's quality system. The reported data are averaged results of multiple measurements with typical variation. LEDiL Oy reserves the right to without prior notification make changes and improvements to its products.

LEDiL Oy assumes neither warranty, nor guarantee nor any other liability of any kind for the contents and correctness of the provided data. The provided data has been generated with highest diligence but the provided data may in reality not represent the complete possible variation range of all intrinsic parameters. Therefore, in certain cases a deviation from the provided data could occur.

LEDiL Oy reserves the right to undertake technical changes of its products without further notification which could lead to changes in the provided data. LEDiL Oy assumes no liability of any kind for the possible deviation from any provided data or any other damage resulting from the usage of the provided data.

The user agrees to this disclaimer and user agreement with the download or usage of the provided files.

#### LEDiL Oy

Joensuunkatu 13  
FI-24240 SALO  
Finland

#### LEDiL Inc.

228 West Page Street  
Suite D  
Sycamore IL 60178  
USA

#### Local sales and technical support

[www.ledil.com/  
where\\_to\\_buy](http://www.ledil.com/where_to_buy)

#### Shipping locations

Salo, Finland  
Hong Kong, China

#### Distribution Partners

[www.ledil.com/  
where\\_to\\_buy](http://www.ledil.com/where_to_buy)