

### STRADELLA

**Dense lens arrays for street and industrial lighting and up to 3535 size LEDs**

STRADELLA is a cost-efficient product family of single lenses and dense lens arrays for street, area and industrial lighting. Bigger lens arrays come with an integrated silicone gasket for dusty and dump environments with up to IP67 ingress protection. Offering a huge amount of light from a relatively small area they are an ideal option for up to 3535 size mid- and high-power LEDs and CSP LEDs.

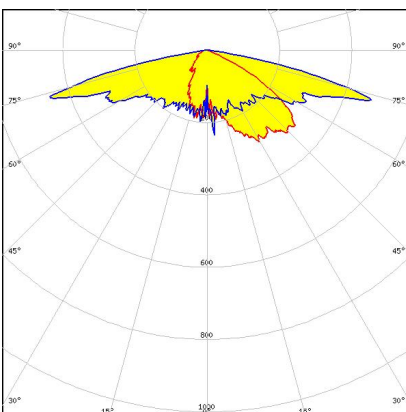
#### STRADELLA-8

**50 x 50 mm 8 lens array**



### PRODUCTS:

#### C16226\_STRADELLA-8-HV-ME

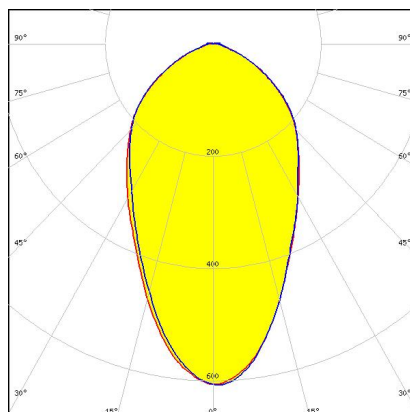


**Dimensions: 49.5 mm x 49.5 mm**

**Height: 5.50 mm**

Fulfills EN13201 M-class requirements where road width is equal to or less the pole height. Excellent longitudinal luminance uniformity. Variant with longer

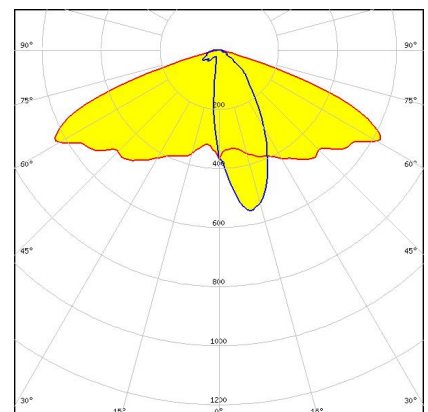
**C15184\_STRADELLA-8-HB-M**



**Dimensions: 49.5 mm x 49.5 mm**  
**Height: 5.70 mm**

~60° medium beam for industrial applications

**C16052\_STRADELLA-8-HV-ME-N**



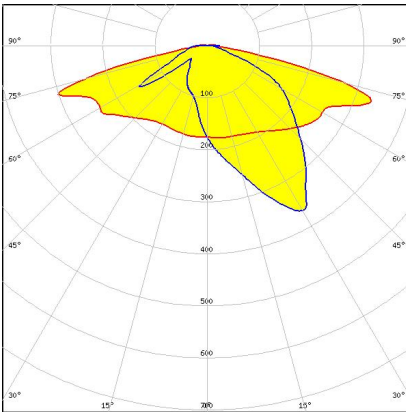
**Dimensions: 49.5 mm x 49.5 mm**  
**Height: 5.96 mm**

Beam designed for high poles and fulfilling EN13201 M-class requirements where road width is less than the pole height. Variant with longer distance



### PRODUCTS:

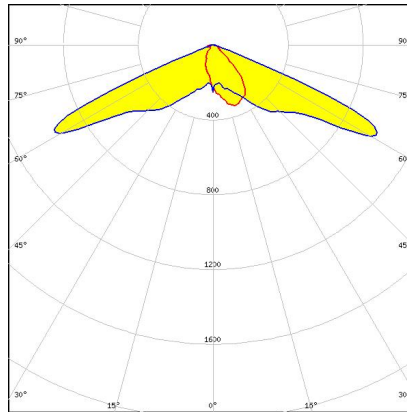
#### C15035\_STRADELLA-8-T3



**Dimensions: 49.5 mm x 49.5 mm**  
**Height: 5.00 mm**

IESNA Type III (medium) beam for typical road lighting setups

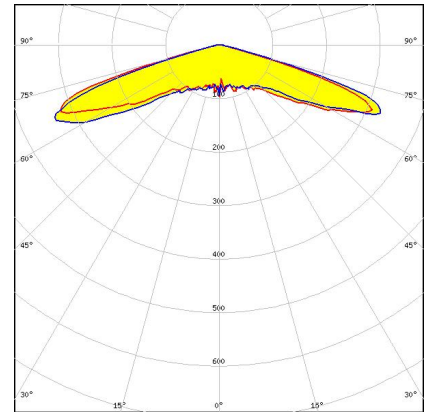
#### C16005\_STRADELLA-8-T1-A



**Dimensions: 49.5 mm x 49.5 mm**  
**Height: 5.32 mm**

Asymmetric IESNA Type I (short) beam designed for tilted poles. Suitable for Indian EESL specification.

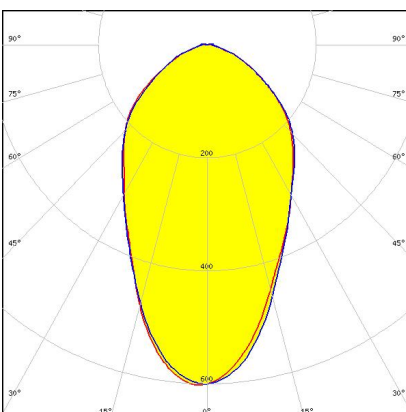
#### C15986\_STRADELLA-8-HV-VSM



**Dimensions: 49.5 mm x 49.5 mm**  
**Height: 5.50 mm**

IESNA Type V (square) beam for wide areas lighting such as car parks. Variant with longer distance between location pins allowing high voltage circuit designs.

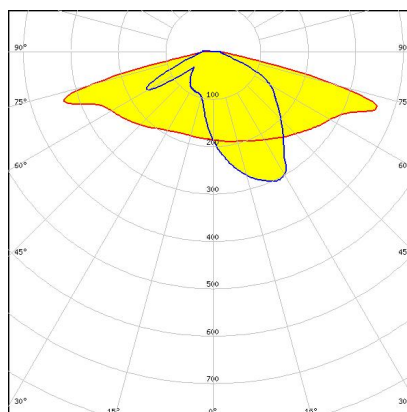
#### C15984\_STRADELLA-8-HV-HB-M



**Dimensions: 49.5 mm x 49.5 mm**  
**Height: 5.70 mm**

~65° medium beam for industrial applications. Variant with longer distance between location pins allowing high voltage circuit designs.

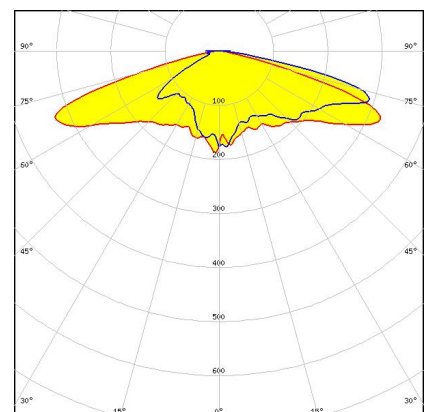
#### C15982\_STRADELLA-8-HV-T3



**Dimensions: 49.5 mm x 49.5 mm**  
**Height: 4.95 mm**

IESNA Type III (medium) beam for roads that are equal to or wider than mounting height. Variant with longer distance between location pins allowing high voltage circuit designs.

#### C15960\_STRADELLA-8-HV-T4B

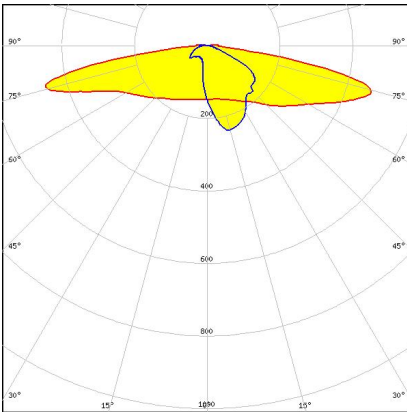


**Dimensions: 49.5 mm x 49.5 mm**  
**Height: 5.80 mm**

Wide IESNA Type IV forward-throw beam for wide area lighting like car parks. Variant with longer distance between location pins allowing high voltage circuit designs.

### PRODUCTS:

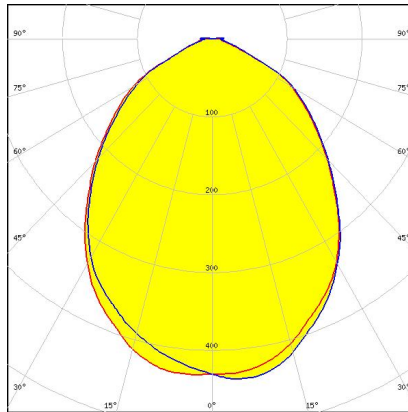
#### C15677\_STRADELLA-8-SCL



**Dimensions: 49.5 mm x 49.5 mm**  
**Height: 5.40 mm**

Type II/III (long) beam for very wide pole to pole distances. Ideal for pedestrian walkways and residential roads.  
EN13201 P-classes.

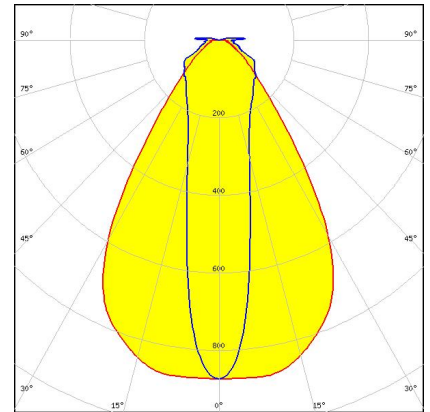
#### C15185\_STRADELLA-8-HB-W



**Dimensions: 49.5 mm x 49.5 mm**  
**Height: 7.12 mm**

~90° wide beam for industrial applications

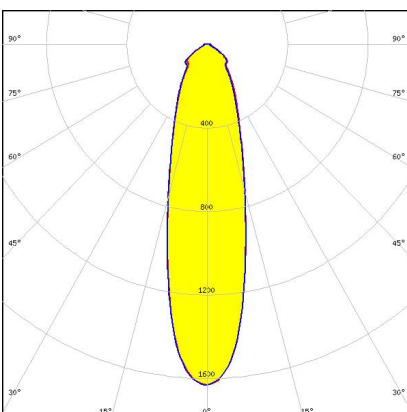
#### C16118\_STRADELLA-8-HV-HB-O



**Dimensions: 49.5 mm x 49.5 mm**  
**Height: 8.20 mm**

Oval beam for high bay aisles. Variant with longer distance between location pins allowing high voltage circuit designs.

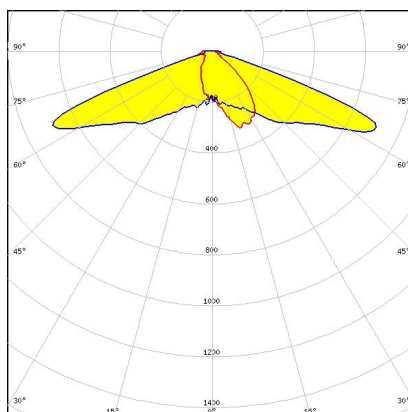
#### C15183\_STRADELLA-8-HB-S



**Dimensions: 49.5 mm x 49.5 mm**  
**Height: 7.50 mm**

~25° spot beam for industrial applications

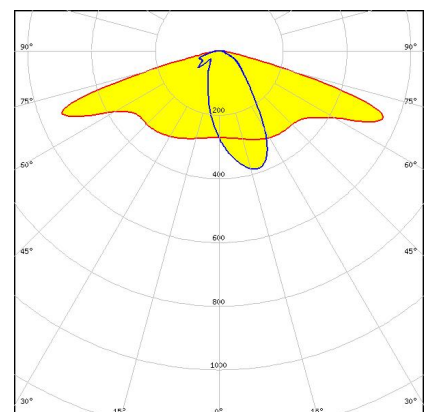
#### C16051\_STRADELLA-8-HV-T1-A



**Dimensions: 49.5 mm x 49.5 mm**  
**Height: 5.25 mm**

Asymmetric IESNA Type I (short) beam designed for tilted poles. Suitable for Indian EESL specification. Variant with longer distance between location pins allowing high voltage circuit designs.

#### C15034\_STRADELLA-8-T2

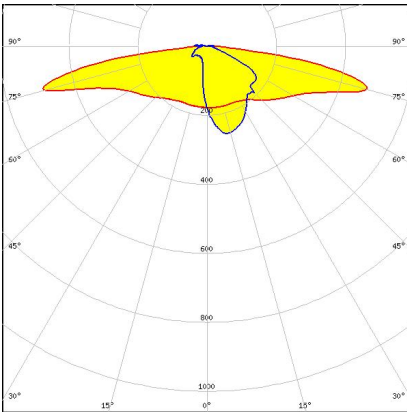


**Dimensions: 49.5 mm x 49.5 mm**  
**Height: 5.00 mm**

IESNA Type II (medium) beam applicable for European P-class standard pedestrian lighting and M-class roads

### PRODUCTS:

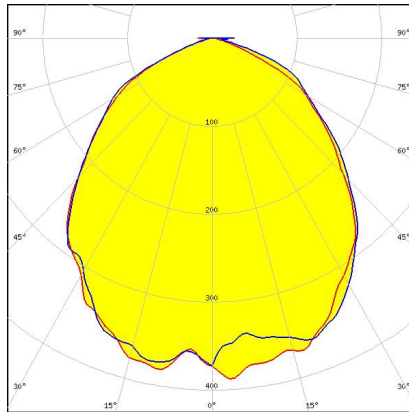
#### C15987\_STRADELLA-8-HV-SCL



**Dimensions: 49.5 mm x 49.5 mm**  
**Height: 5.40 mm**

Type II/III (long) beam for very wide pole to pole distances. Ideal for pedestrian paths and residential roads. EN13201 P-class. Variant with longer location pin distance allowing HV circuit designs.

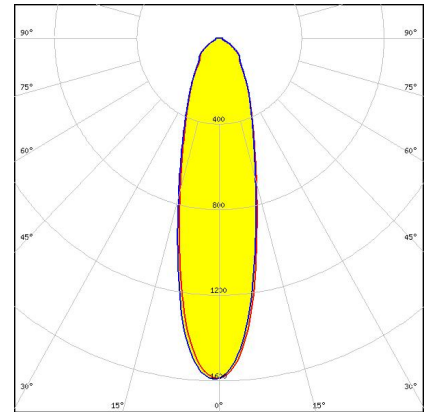
#### C15985\_STRADELLA-8-HV-HB-W



**Dimensions: 49.5 mm x 49.5 mm**  
**Height: 7.12 mm**

~85° wide beam for industrial applications. Variant with longer distance between location pins allowing high voltage circuit designs.

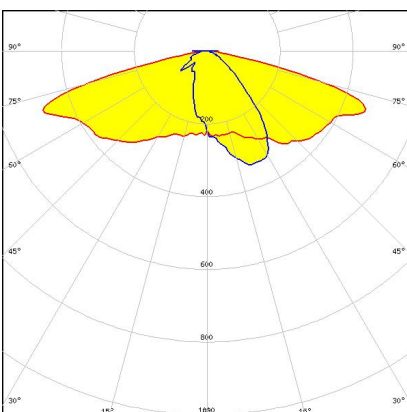
#### C15983\_STRADELLA-8-HV-HB-S



**Dimensions: 49.5 mm x 49.5 mm**  
**Height: 7.50 mm**

~25° spot beam for industrial applications. Variant with longer distance between location pins allowing high voltage circuit designs.

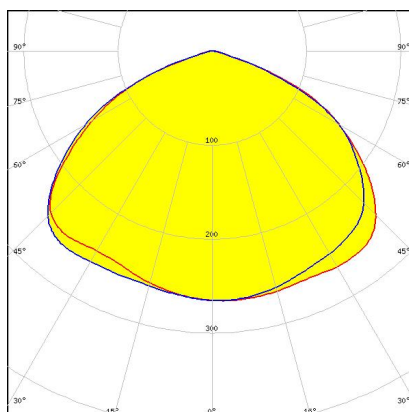
#### C15981\_STRADELLA-8-HV-T2



**Dimensions: 49.5 mm x 49.5 mm**  
**Height: 4.95 mm**

IESNA Type II (medium) beam, applicable for European P-class standard pedestrian lighting and M-class roads. Variant with longer distance between location pins allowing high voltage circuit designs.

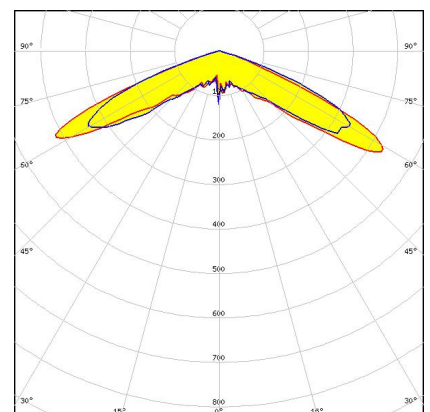
#### C15920\_STRADELLA-8-HV-CY



**Dimensions: 49.5 mm x 49.5 mm**  
**Height: 4.91 mm**

Beam for canopy lighting with batwing light distribution. Suitable for symmetrical tunnel lighting. Variant with longer distance between location pins allowing high voltage circuit designs.

#### C15481\_STRADELLA-8-VSM



**Dimensions: 49.5 mm x 49.5 mm**  
**Height: 4.70 mm**

IESNA Type V (square) beam for wide areas lighting such as car parks

### GENERAL INFORMATION:

NOTE: The typical beam angle will be changed by different color, chip size and chip position tolerance. The typical total beam angle is the full angle measured where the luminous intensity is half of the peak value.

### MATERIALS:

As part of our continuous research and improvement processes, and to ensure the best possible quality and availability of our products, LEDiL reserves the right to change material grades without notice.

### PRODUCT DATA USER AGREEMENT AND DISCLAIMER:

The measured data in the provided downloadable LEDiL Product Datasheets and Mechanical 2D-Drawings is rounded and provided as reference for planning. LEDiL Oy's optical specifications have been verified by conducting performance testing of the products in accordance with the company's quality system. The reported data are averaged results of multiple measurements with typical variation. LEDiL Oy reserves the right to without prior notification make changes and improvements to its products.

LEDiL Oy assumes neither warranty, nor guarantee nor any other liability of any kind for the contents and correctness of the provided data. The provided data has been generated with highest diligence but the provided data may in reality not represent the complete possible variation range of all intrinsic parameters. Therefore, in certain cases a deviation from the provided data could occur.

LEDiL Oy reserves the right to undertake technical changes of its products without further notification which could lead to changes in the provided data. LEDiL Oy assumes no liability of any kind for the possible deviation from any provided data or any other damage resulting from the usage of the provided data.

The user agrees to this disclaimer and user agreement with the download or usage of the provided files.

#### LEDiL Oy

Joensuunkatu 13  
FI-24240 SALO  
Finland

#### LEDiL Inc.

228 West Page Street  
Suite D  
Sycamore IL 60178  
USA

#### Local sales and technical support

[www.ledil.com/  
where\\_to\\_buy](http://www.ledil.com/where_to_buy)

#### Shipping locations

Salu, Finland  
Hong Kong, China

#### Distribution Partners

[www.ledil.com/  
where\\_to\\_buy](http://www.ledil.com/where_to_buy)