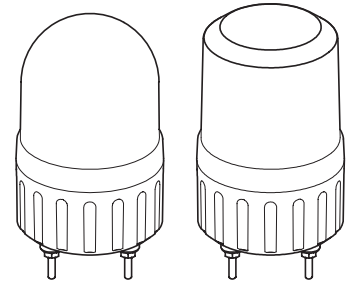
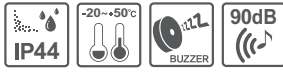


Bulb Revolving Warning Light

S80R/ S80U



Thank you for purchasing Qlight's products. Please read this user manual carefully prior to installation and operation to ensure safe and correct use.

⚠ Precautions for Safety

Failure to follow the instructions below may cause a loss of life or serious physical injury.

1. During wiring or maintenance, please completely turn off the power of the product. (Failure to follow this may lead to an electric shock.)
2. Do not install the product in locations that subjects it to excessive dust or water other than the conditions designated by the IP protection ratings indicated for each product. (Failure to follow these instructions may cause a fire to the product, electric shock, physical injury, malfunction or damage to the product.)
3. Do not alter or repair this product. If maintenance or repair service is required, please contact your local Qlight contact point. (Failure to follow these instructions may lead to fire, electric shock, or product damage.)
4. Please apply the correct voltage to the product. (Failure to follow these instructions may lead to fire, electric shock, or product damage.)
5. When the product is applied to a condition that may impact lives or property, please make sure to have a double safety device. (Failure to follow this may cause damage to property, fire, electric shock and loss of life.)

⚠ Precautions for Correct Use

Failure to follow the proper instructions may cause damage to property, the product, or malfunction of the product that would void the warranty.

1. Please remove any objects that can interrupt ventilation around the product.
2. Please turn off the power of the product immediately if it fails to operate properly.
3. Carefully wire the product according to each product's specification.
4. Please be careful in preventing chemicals such as thinner, benzene, etc. in contact with the surface of the product.
5. Do not apply excessive force/impact to the product.
6. Failure to follow any of the instructions above may cause malfunction or damage to the product, fire, and electric shock.

Ordering Specifications

S80U	BZ	220	R
[Model number]	[Buzzer]	[Voltage]	[Color]
• S80R	• (Blank)	• 12-DC12V	R-Red
• S80U	• No buzzer type	• 24-DC24V	A-Amber
	• BZ	• 110-AC110V	G-Green
	• Built-in buzzer type	• 220-AC220V	B-Blue

Product Specifications

Model number	Voltage	Current	Bulb specifications			Certificate	Weight	Color
			Volts/Watts	Configuration	Part#			
S80R S80U	DC12V	Max. 0.484A	12V5W	T16x35 15S	5	CE	0.28kg	R-Red A-Amber G-Green B-Blue
	DC24V	Max. 0.310A	24V5W		6			
	AC110V	Max. 0.080A	12V5W		5	-	0.48kg	
	AC220V	Max. 0.040A	12V5W		5			

- Protection rating : IP44
- Ambient operating temperature : -20°C to +50°C



S80R



S80U

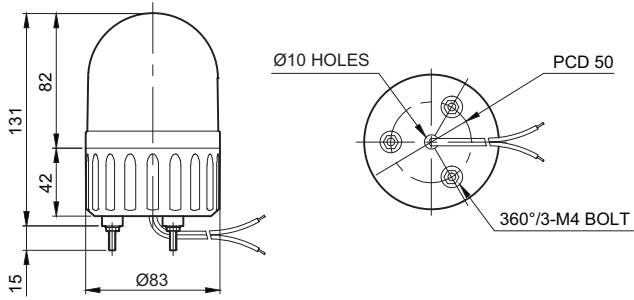
Please scan the QR code for more detailed product information.

www.qlight.com

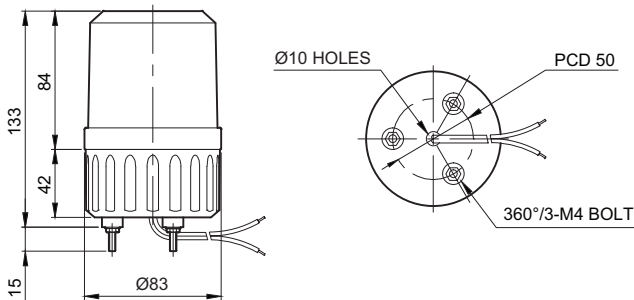
Dimensions

(Units : mm)

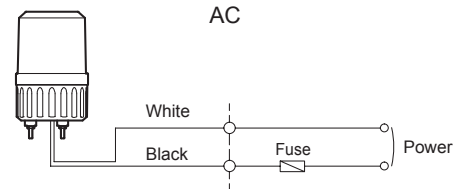
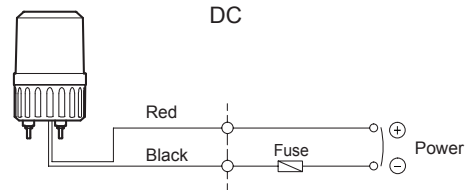
S80R



S80U



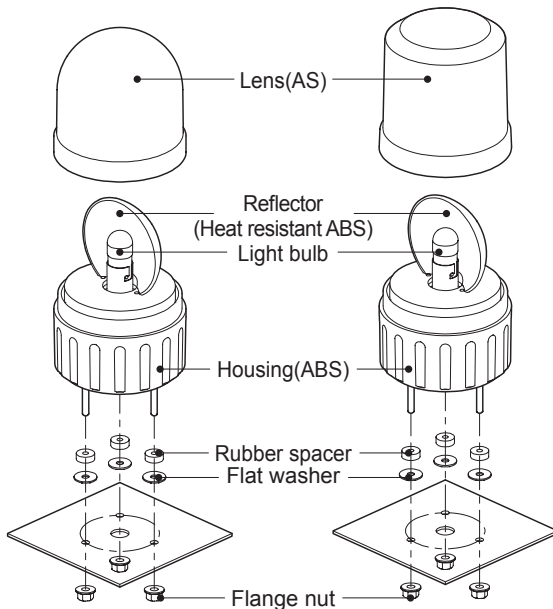
Wiring Instructions



- DC/AC type cable specification :
External power line - UL1015 AWG18(0.75sq) x 2C 400mm
- For built-in buzzer type, there is a shared supply line for the buzzer and lighting element.

Parts Definition/ Installation/ Mounting Hole Specifications

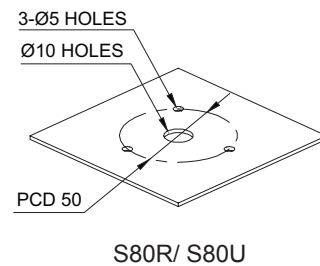
■ Parts Definition/ Installation



- First, remove the flange nuts from bolts and place the product through the mounting surface holes.
- Fasten the flange nuts on the opposite side of the mounting surface until the product is tightened securely.

■ Mounting Hole Specifications

- Machine holes on the mounting surface referring to the diagram below.



Mounting Accessories (Sold Separately)

- Please refer to the dimensions below for installation of mounting brackets

		Dimensions	
S80R S80U	<p>Ø12</p> <p>PCD40~50</p> <p>PCD40</p> <p>360°/3-Ø5 HOLES</p> <p>4-Ø5 HOLES</p> <p>Ø12 CABLE ENTRY</p> <p>66</p> <p>36</p> <p>50</p> <p>25</p> <p>50</p> <p>84</p>	TWS80	<p>13</p> <p>86</p> <p>44</p> <p>50</p> <p>20</p> <p>12</p> <p>50</p> <p>84</p> <p>PCD40~50</p> <p>360°/3-Ø5 HOLES</p> <p>4-Ø5 HOLES</p>

Installation Environment and Protection Rating

- This product is designed for use with protection rating of IP44.
- If the product is installed in locations that subject it to excessive dust or water other than the designated IP protection rating indicated(IP44), it may cause malfunction or damage to the product.
- In case of outdoor applications, install the product in the upright position. Do not install the product horizontal or upside-down positions where water can potentially penetrate into the product and impact it's operation.
- For further information, please visit our website (<http://www.qlight.com>).



You can expect prompt service if you have exact information such as model name, symptom, telephone number and address.

*ALL PRODUCT, PRODUCT SPECIFICATIONS AND DATA ARE SUBJECT TO CHANGE WITHOUT NOTICE TO IMPROVE

Head office : A-412, 579 Kyungin-Ro, Guro-Gu, Seoul, Korea (Postal Code : 08212)

www.glight.com

EN-1806A