

4

3

2

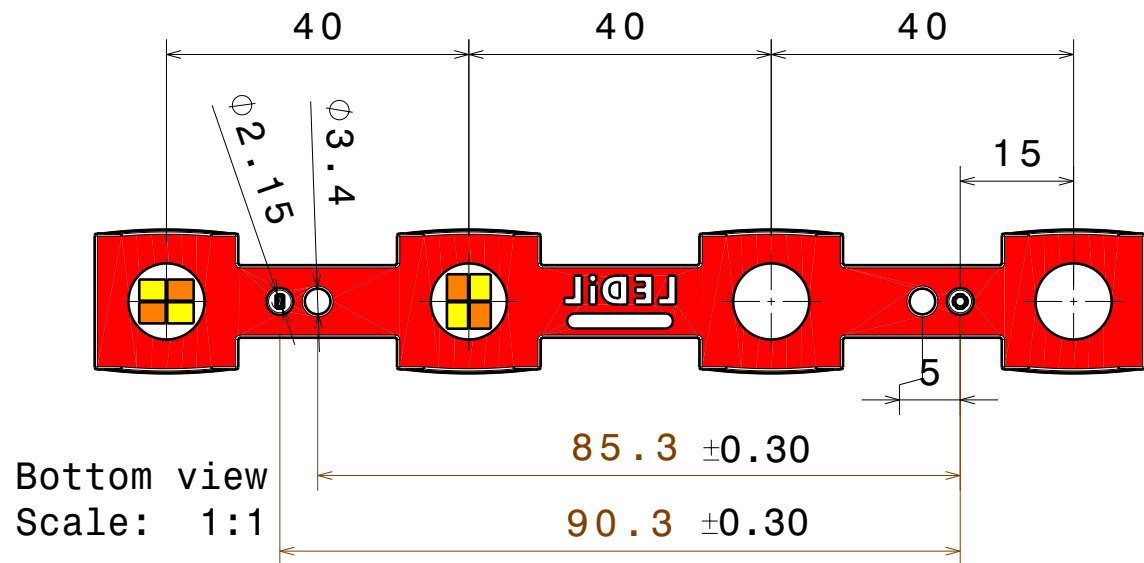
1

4

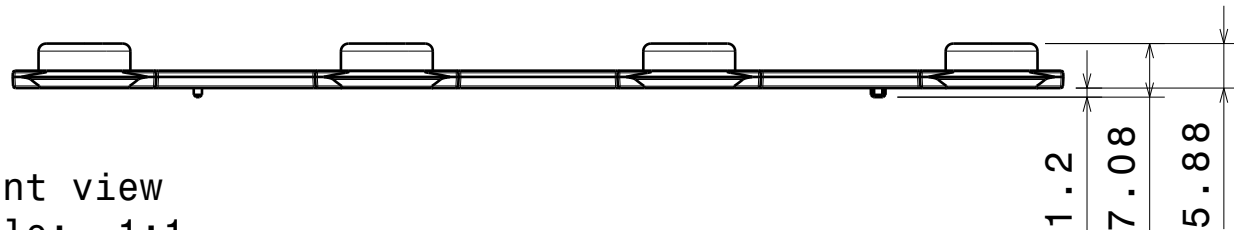
3

2

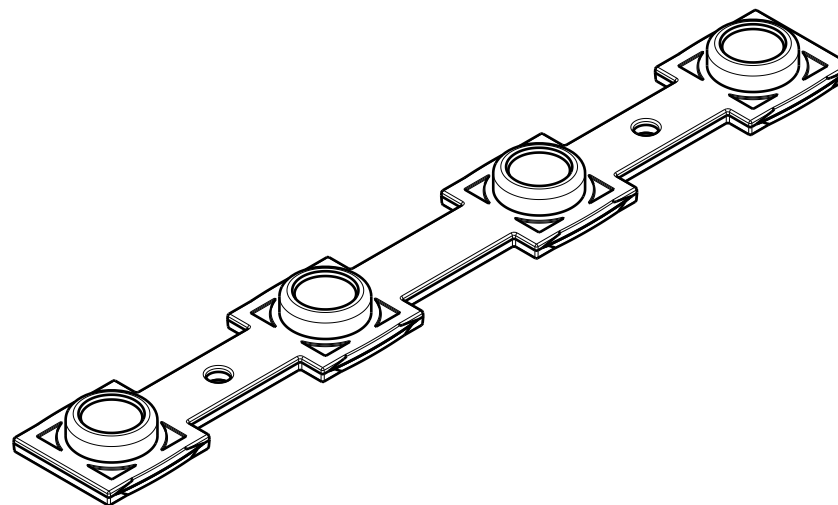
1



Bottom view
Scale: 1:1



Front view
Scale: 1:1



Isometric view
Scale: 1:1



| | |
|---|------------------------|
| Notes | |
| ● | PCB or heatsink level. |
| ● | LED location |
| Ensure LED fitting from a product specific 3D model available from www.ledil.com | |
| For more details about installation please see LEDiL Installation Guide on www.ledil.com | |

| PART | TYPE | MATERIAL | COLOR / COATING |
|---------------------|------|----------|-----------------|
| C16584_Daisy-4X1-WW | LENS | PMMA | CLEAR |

| MECHANICAL DRAWING | | LEDiL® |
|---|-----------------------------|---|
| PRODUCT | C16584_Daisy-4X1-WW | |
| Plastic moulding general tolerances according to DIN 16901-130 and applies if not otherwise shown in the drawing. Silicone moulding general tolerances according to ISO 3302-1 Class M3 and applies if not otherwise shown in the drawing. | FIRST ANGLE PROJECTION: | This drawing is the property of LEDiL Oy. It may not be copied or otherwise distributed without prior written permission from LEDiL Oy. |
| SCALE 1:1 | WEIGHT 6,297 | A3 SHEET 1/1 |

Isometric view
Scale: 1:1

SHADE

C16584


PCB

PROFILE


Positioning of different LED combinations



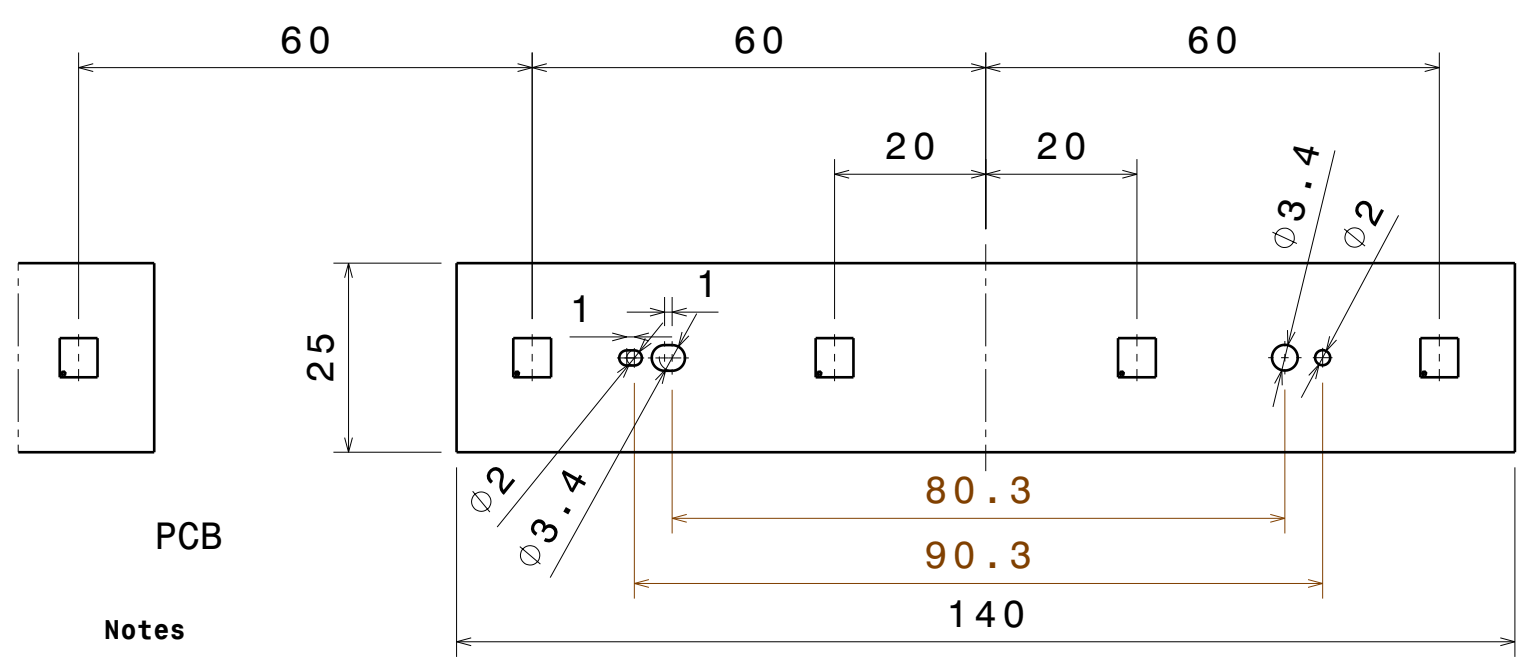
LED 1 X 5050



LED 2 X 5630



LED 4 X 2835



| INDEX | QTY. | PART NO | TYPE | MATERIAL | COLOR / COATING |
|-------|------|---------------------|------|----------|-----------------|
| 1 | 7 | C16584_DAISY-4X1-WW | LENS | PMMA | CLEAR |

| MECHANICAL DRAWING | | |
|--|-----|-----------------------------|
| PRODUCT | | |
| C16584_DAISY-4X1-WW | | |
| Plastic moulding general tolerances according to DIN 16901-130 and applies if not otherwise shown in the drawing. Silicone moulding general tolerances according to ISO 3302-1 Class M3 and applies if not otherwise shown in the drawing. | | FIRST ANGLE PROJECTION: |
| SCALE | 1:1 | WEIGHT - |

LEDiL®

This drawing is the property of LEDiL Oy. It may not be copied or otherwise distributed without prior written permission from LEDiL Oy.

A3 SHEET 1/1

Notes

Ensure LED fitting from a product specific 3D model available from www.ledil.com
For more details about installation please see LEDiL Installation Guide on www.ledil.com