

1. PVC FLEXIBLE CORD

1.1 SCOPE

This specification shall be in accordance with **EN 50525-2-11**

Polyvinyl chloride insulated cables of rated voltages up to and including 450/750 V

1.2 CONSTRUCTION

| | |
|------------|---|
| CONDUCTOR | ANNEALED COPPER WIRE |
| INSULATION | PVC(Blue, Brown) MEAN VALUE OF THICKNESS : MIN.0.5mm |
| SHEATH | PVC MEAN VALUE OF THICKNESS : MIN.0.6mm |

| ITEM | | UNIT | SPEC.VALUE |
|------------------------------------|--------------|-----------------|------------------|
| RATED VOLTAGE (U ₀ /U) | | V/V | 300/300 |
| NO. OF CORE | | NO. | 2 |
| CONDUCTOR | NOMINAL AREA | mm ² | 0.5 |
| | CONSTRUCTION | NO/mm | 20/0.18 |
| THICKNESS OF INSULATION | | mm | 0.5 |
| THICKNESS OF SHEATH | | mm | 0.6 |
| NOMINAL OVERALL DIAMETER | | mm | 3.35±0.1x5.5±0.1 |
| CONDUCTOR RESISTANCE(AT 20°C) | | ohm/km | 39.0(Max.) |
| TEST VOLTAGE | | V/min | 2000/15 |

1.3 SOURCE FOR FLEXIBLE CORD

- ☆ RHYTHM
- ☆ I-SHENG
- ☆ LIAN DUNG

☆ 2. PLUG

2.1 SCOPE

The plug shall be in accordance with **EN 50 075** 、 **CEE 7-Standard Sheet XVI**
Specification for Plugs and Socket-Outlets for Domestic and Similar Purposes
2.5A 250V Two-Pole Plug for Class II Appliances

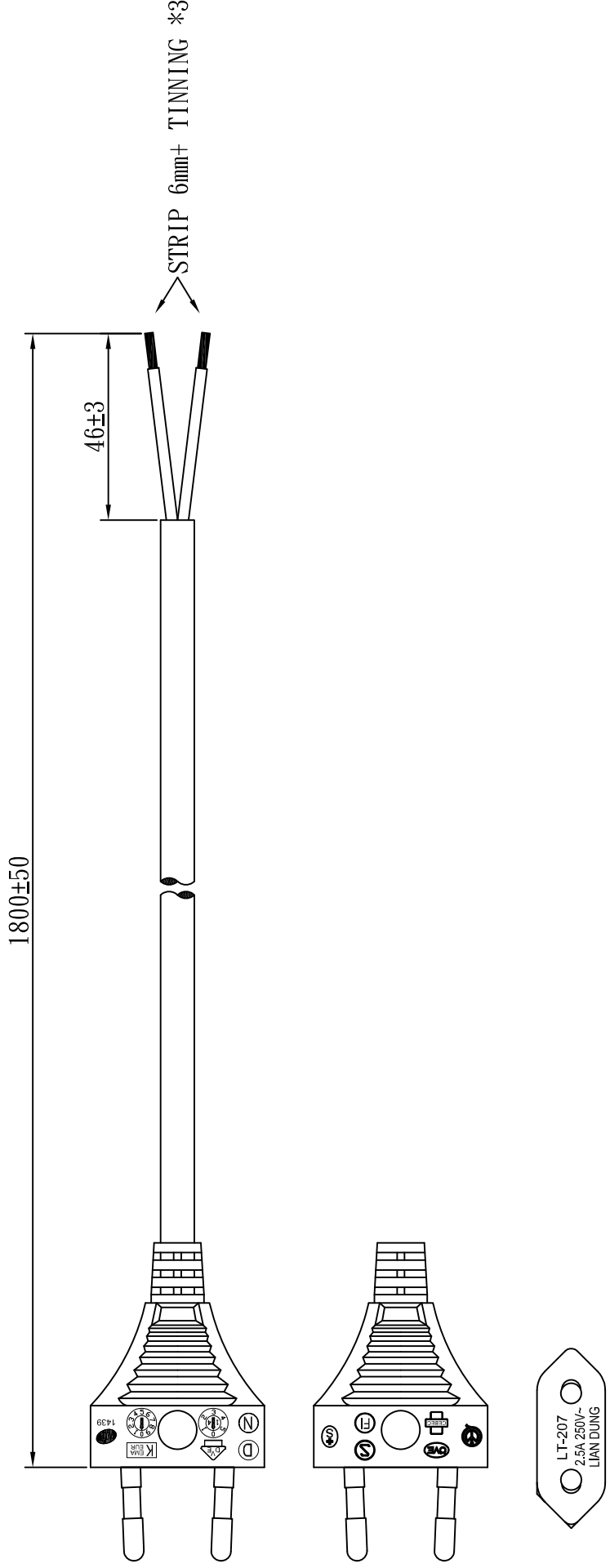
2.2 CONSTRUCTION

The plug construction shall be in accordance with our Catalogue
NO.LT-207

2.3 CHARACTERISTICS



| NO | TEST ITEM | SPEC. VALUE | TEST RESULTS |
|----|----------------------------|--|----------------------------|
| 1. | Moisture resistance test | Samples are kept in a humidity cabinet containing air with a relative humidity between 91 to 95% and a temperature of 20~30℃ for a duration of 48 hours. | No damage |
| 2. | Electric strength test | A voltage of A.C.2000V is applied for 1min.after the moisture resistance test. | No flashover and breakdown |
| 3. | Insulation resistance test | This test is measured with a D.C.500V after the moisture resistance test. | Min 5 M Ohm |
| 4. | Normal operation test | The plug is inserted into and withdraw from the socket-outlets 5000 times at rated current. And they shall withstand an electric strength. | Withstand 1500v/1min |
| 5. | Temperature rise test | An alternating current of 10A is passed through poles for 1 hours. | Max.45℃ at any points |
| 6. | Bending test | The samples shall be loaded with a weight of 10N(1.02kg) and the oscillating number shall be moved backward and forward through an angle of 90°(45°on either side of the vertical) the number of flexing being 10,000.The rated current of plug is passed through the conductors.After the test, the voltage drop shall not exceed 10mv. | No damage |

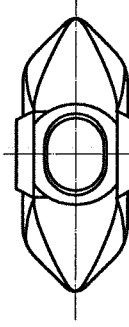
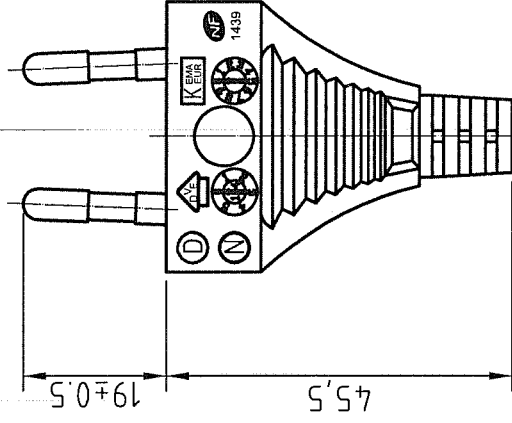
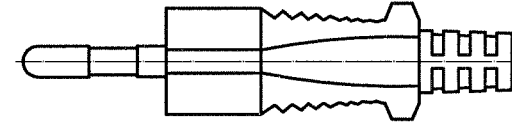
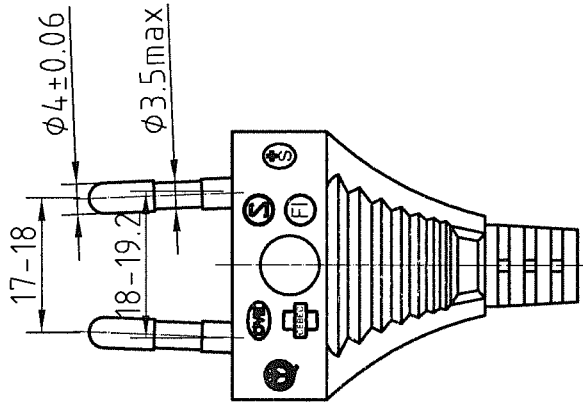
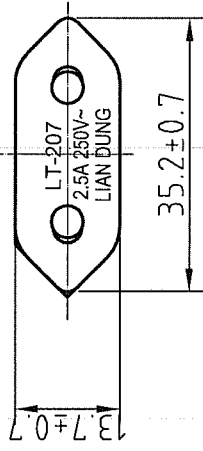
| NO | TEST ITEM | SPEC. VALUE | TEST RESULTS |
|-----|---|---|--------------|
| 7. | Tumbling test | The samples are dropped from a height of 50cm onto a steel plate (3mm thick) for a total of 1000 times. | No damage |
| 8. | Cold impact test | The samples are kept in a refrigerator at a temperature of $-15\pm 2^{\circ}\text{C}$, for at least 16 hours The samples are then allowed to fall by the hammer from a height of 10cm. | No damage |
| 9. | Abrasion test | The pin of sample slopes downwards at angles of 10 to the horizontal. The sample is loaded with a force of 4N(0.41kg) on the pin. The number of movement is 10000, and the length of pin subjected to abrasion is approximately 7mm over the insulating collar. | No damage |
| 10. | Heat deformation test | The samples are kept for 1 hour in a heating cabinet at temperature of $100\pm 5^{\circ}\text{C}$. | No damage |
| 11. | Heat pressure test | The samples are applied 20N(2.04kg) at a temperature of $80\pm 2^{\circ}\text{C}$ for 1 hr. | No damage |
| 12. | Aging test | The samples are kept for 168 hours in a heating cabinet at temperature of $80\pm 2^{\circ}\text{C}$. | No damage |
| 13. | Deformation resistance at higher temperature test | The test temperature is 70°C for 6 hours .The test weight is 1N(0.11kg). The diameter of the ball impression shall not be greater than 3mm. | No damage |
| 14. | Pressure test | The samples are applied 300N(30.6kg) at a temperature of $20\pm 2^{\circ}\text{C}$ for 1min. | No damage |




NOTE :

1. PLUG : LT-207 EUROPEAN TYPE
2. CONNECTOR : NA
3. CORD : H03VVH2-F 2X0.5mm² BLK、GRY、WHT 1.8m
4. APPROVALS : LCIE KEMA VDE DEMKO NEMKO SEV SEMKO FIMKO OVE CEBEC IMQ
5. CUSTOMER : TME
6. Supplier for flexible cord : RHYTHM, I-SHENG, LIAN DUNG
7. P/N : SI-2/05/1.8BK、SI-2/05/1.8GY、SI-2/05/1.8WH

| | | | | | | | | | |
|------|-------------|------|---|--------|------|----------|----------------------|---------|---|
| 3. | | | DRAWER | Qummin | DATE | 18/03/14 | TITLE | LT-207 | <div><div>LIAN DUNG ELECTRIC WIRE MATERIAL CO.,LTD. 聯東電線材料股份有限公司</div></div> |
| 2. | | | APPROVE | | REV. | 2 | Dr.No. | 1020336 | |
| 1. | | |  | 比例 | | | TOL. | ±5mm | |
| PART | DESCRIPTION | DATE | | | | | ALL DIMENSIONS IN mm | | |



| PART | DESCRIPTION | DATE | DRAWER | 葉惠菁 | DATE | 14/03/13 | TITLE | LT-207 |
|------|-------------|------|---------|-----|----------------------|----------|--------|----------------------|
| 1. | | | APPROVE | 林明宗 | REV. | 6 | Dr.No. | C207001 |
| 2. | | | | | 比例 | 1:1 | TOL. | $\pm 1.2 \text{ mm}$ |
| 3. | | | | | ALL DIMENSIONS IN mm | | | |


LIAN DUNG
 ELECTRIC WIRE MATERIAL CO.,LTD.
 聯東電線材料股份有限公司