



Chokes for power lines

FC core chokes

Series/Type: B82732F
Date: May 2006

Rated voltage 250 VAC

Rated current 0.45 to 1.6 A

Rated inductance 10 to 100 mH

Construction

- Current-compensated double choke
- Closed magnetic circuit with frame construction
- 4-section winding with direct winding of the core
- Optional magnetic bypass to increase stray inductance
- Height 14 mm



Features

- High inductance with low resistance
- Excellent differential-mode suppression
- Low height allows usage in lamp ballasts
- High pulse-handling capability
- Industry best inductance/rated current ratio

Applications

- Electronic ballasts for lamps
- High power switch-mode power supplies for consumer electronics


Terminals

- Lead-free
- Pins fitting standard PCB grid

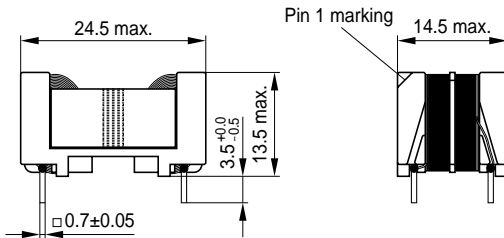
Marking

EPCOS, rated inductance, rated current, ordering code, date of manufacture

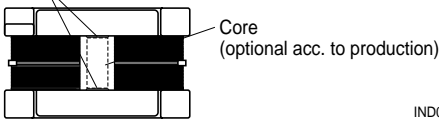
Approvals

Marks of conformity	Standards
	EN 60938-2 (pending) UL 1283 (pending)

Dimensional drawing and pin configuration

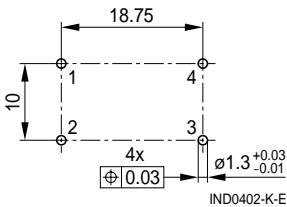


Glueing
(optional acc. to production)



IND0401-C-E

Layout recommendation
(top view)



IND0402-K-E

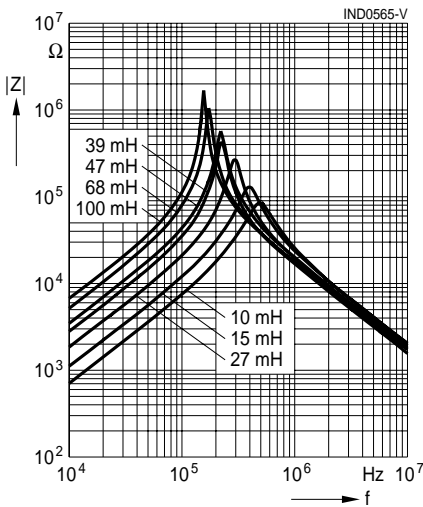
General technical data and measuring conditions

Rated voltage V_R	250 V AC
Test voltage V_{test}	1500 V AC, 2 s (line/line)
Rated current I_R	Referred to 50 Hz and 40 °C ambient temperature
Inductance tolerance	±30%
Rated inductance L_R	Measured at 20 °C, measuring current 0.1 mA, measuring frequency 10 kHz the inductance is specified per winding
$\Delta L/L_0$	<10% at DC loading with I_R
Climatic category	40/125/56 to IEC 60068-1
Weight	Approx. 18 g

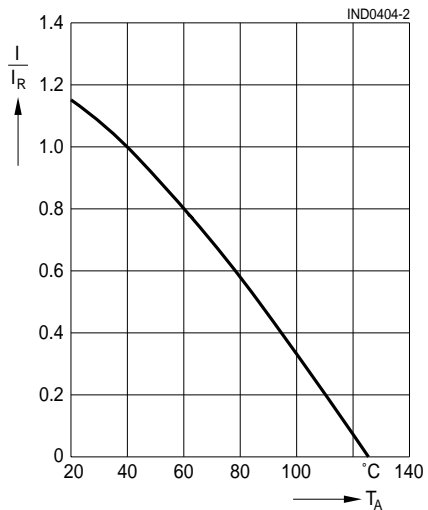
Characteristics and ordering codes

I_R A	L_R mH	L_S , typ μ H	R_{typ} m Ω	Ordering code
0.45	100	1930	2930	B82732F2451B001
0.6	68	1340	1970	B82732F2601B001
0.7	47	920	1260	B82732F2701B001
0.8	39	760	1100	B82732F2801B001
0.9	27	520	770	B82732F2901B001
1.3	15	290	430	B82732F2132B001
1.6	10	200	290	B82732F2162B001

Impedance $|Z|$ versus frequency f
(measured with windings in parallel)



Current derating I/I_R
versus ambient temperature T_A



Important notes

The following applies to all products named in this publication:

1. Some parts of this publication contain **statements about the suitability of our products for certain areas of application**. These statements are based on our knowledge of typical requirements that are often placed on our products in the areas of application concerned. We nevertheless expressly point out **that such statements cannot be regarded as binding statements about the suitability of our products for a particular customer application**.

As a rule, EPCOS is either unfamiliar with individual customer applications or less familiar with them than the customers themselves. For these reasons, it is always ultimately incumbent on the customer to check and decide whether an EPCOS product with the properties described in the product specification is suitable for use in a particular customer application.

2. We also point out that **in individual cases, a malfunction of passive electronic components or failure before the end of their usual service life cannot be completely ruled out in the current state of the art, even if they are operated as specified**. In customer applications requiring a very high level of operational safety and especially in customer applications in which the malfunction or failure of a passive electronic component could endanger human life or health (e.g. in accident prevention or life-saving systems), it must therefore be ensured by means of suitable design of the customer application or other action taken by the customer (e.g. installation of protective circuitry or redundancy) that no injury or damage is sustained by third parties in the event of malfunction or failure of a passive electronic component.

3. **The warnings, cautions and product-specific notes must be observed.**

4. In order to satisfy certain technical requirements, **some of the products described in this publication may contain substances subject to restrictions in certain jurisdictions (e.g. because they are classed as "hazardous")**. Useful information on this will be found in our Material Data Sheets on the Internet (www.epcos.com/material). Should you have any more detailed questions, please contact our sales offices.

5. We constantly strive to improve our products. Consequently, **the products described in this publication may change from time to time**. The same is true of the corresponding product specifications. Please check therefore to what extent product descriptions and specifications contained in this publication are still applicable before or when you place an order.

We also **reserve the right to discontinue production and delivery of products**. Consequently, we cannot guarantee that all products named in this publication will always be available.

6. Unless otherwise agreed in individual contracts, **all orders are subject to the current version of the "General Terms of Delivery for Products and Services in the Electrical Industry" published by the German Electrical and Electronics Industry Association (ZVEI)**.
7. The trade names EPCOS, EPCOS-JONES, Baoke, CeraDiode, CSSP, MLSC, PhaseCap, SIFI, PhaseMod, SIFERRIT, SIKOREL, SilverCap, SIMID, SIOV, SIP5D, SIP5K, UltraCap, WindCap are **trademarks registered or pending** in Europe and in other countries. Further information will be found on the Internet at www.epcos.com/trademarks.