



**PROTECTING  
THE WORLD**

# CYLINDRICAL

FUSE LINKS & FUSE HOLDERS/BASES

## aM CYLINDRICAL fuse links

**CYL** 10x38



8x32



10x38



14x51



22x58



#### RATED VOLTAGE

500V AC  
400V AC

#### RATED CURRENT

0,16A...32A

#### BREAKING CAPACITY

120kA

#### STANDARDS

IEC/EN 60269-1  
IEC/EN 60269-2



## Industrial cylindrical fuse links

Cylindrical industrial aM class fuse links are intended for short-circuit protection in motors, transformers and other loads with high inrush currents. Provide excellent protection of switchgear (contactors, thermal switch, etc) due to good current limiting capability and low  $I^2t$  values.

These fuse links must be associated with an overload device protection as a thermal switch or equivalent.

The range comprises the following fuse links:

→ Size 10x38 500V/400V 0,16A to 32A

Available in standard version and with visual fusing indicator.

Manufactured with ceramic body with high withstand to internal pressure and thermal shock, that allow a high breaking capacity. Special design in the melting elements that avoid aging and maintain the characteristics along the time. Contacts are made in silver plated copper.



## Range

U <sub>n</sub>	BREAKING CAPACITY	I <sub>n</sub> (A)	REFERENCE		PACKING Uni /BOX
			WITHOUT INDICATOR	WITH INDICATOR	
500V	120kA	0,16	<b>440031</b>	-	10/100
		0,25	<b>440033</b>	-	10/100
		0,5	<b>440000</b>	-	10/100
		1	<b>440001</b>	<b>440101</b>	10/100
		2	<b>440002</b>	<b>440102</b>	10/100
		4	<b>440004</b>	<b>440104</b>	10/100
		6	<b>440006</b>	<b>420106</b>	10/100
		8	<b>440008</b>	<b>440108</b>	10/100
		10	<b>440010</b>	<b>440110</b>	10/100
		12	<b>440012</b>	<b>440112</b>	10/100
		16	<b>440016</b>	<b>440116</b>	10/100
		20	<b>440020</b>	<b>440120</b>	10/100
400V	120kA	25	<b>440025</b>	<b>440125</b>	10/100
		32	<b>440032</b>	<b>440132</b>	10/100



## Technical data

Rated voltage	500V +10%   400V +10%
Rated current	0,16A...32A
Rated breaking capacity	120kA
Operating class	aM
Rated frequency	42...62Hz
Storage temperature	-40°C ... 90°C
Operating temperature *	-40°C ... 80°C

\* For ambient temperatures higher than 25°C it is necessary to apply a derating in maximum current.

## Standards

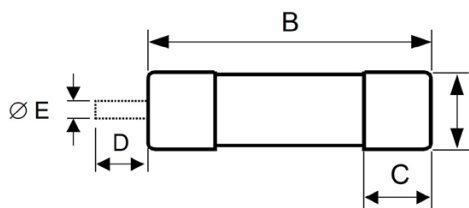
IEC/EN 60269-1  
IEC/EN 60269-2  
RoHS Compliant



## Power dissipation I<sup>2</sup>t Values

I <sub>n</sub>	POWER DISSIPATION	PREARcing I <sup>2</sup> t	I <sup>2</sup> t 500V	I <sup>2</sup> t 400V
(A)	(W)	(A <sup>2</sup> S)	(A <sup>2</sup> S)	(A <sup>2</sup> S)
0,16	0,24	3,0	8,2	6,7
0,25	0,36	4,0	10,4	8,6
0,5	0,49	6,5	15,7	13,2
1	0,10	9,5	21,9	18,5
2	0,18	40	99	83
4	0,31	90	215	181
6	0,32	120	300	250
8	0,52	220	535	448
10	0,55	300	916	733
12	0,63	380	1173	936
16	0,85	550	2103	1608
20	0,95	950	3165	2488
25	1,25	1300	4851	3728
32	1,80	2500	7791	6207

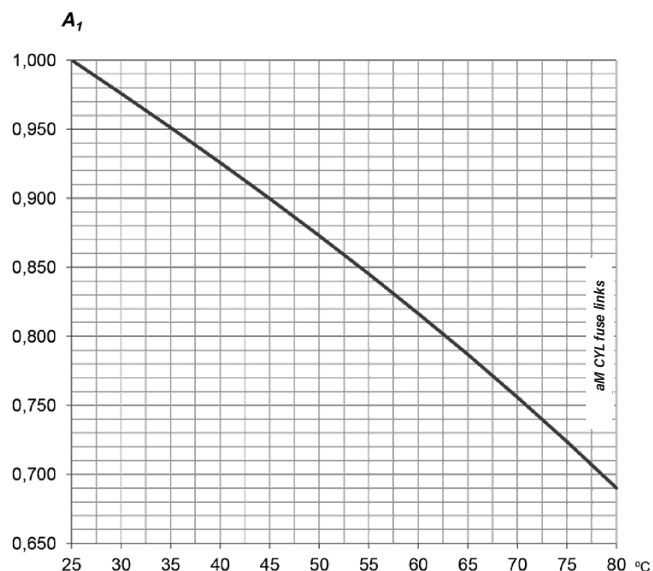
## Dimensions



<b>A</b>	<b>B</b>	<b>C</b>
10,3	38	10

Weight 8gr

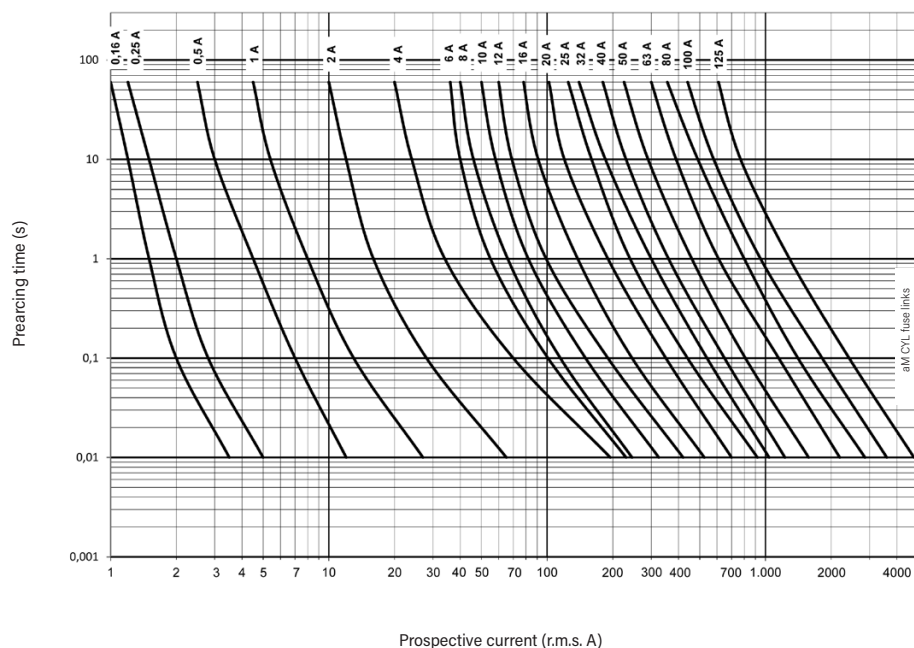
## Ambient temperature derating factor



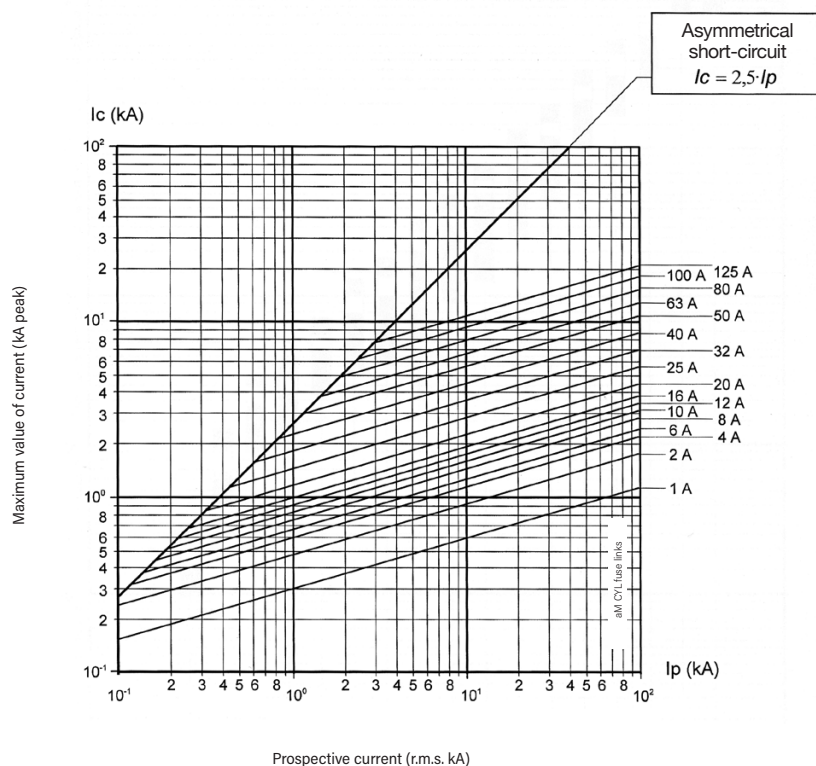
t <sub>a</sub>	A <sub>1</sub>
(°C)	
25	1,00
30	0,98
35	0,95
40	0,93
45	0,90
50	0,87
55	0,84
60	0,82
65	0,79
70	0,76
75	0,72
80	0,69



## t-I characteristics



## Cut-off characteristics







# PROTECTING THE WORLD

## HEAD OFFICE AND FACTORY


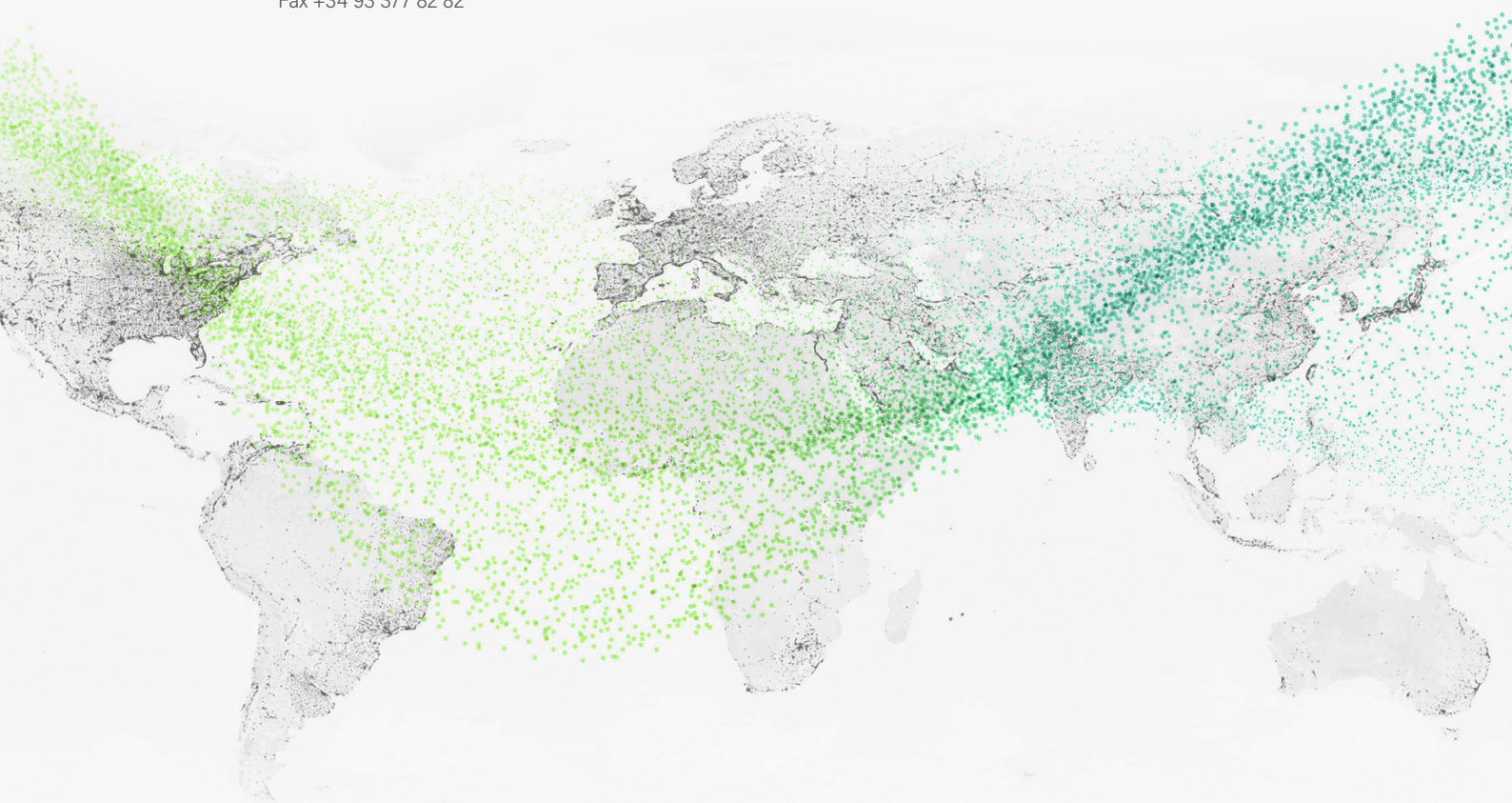
SILICI, 67-69  
08940 CORNELLA DE LLOBREGAT  
BARCELONA · SPAIN  
Tel. +34 93 377 85 85  
Fax +34 93 377 82 82

## INTERNATIONAL SALES

Tel. +34 93 475 08 64  
Fax +34 93 480 07 75  
export@dfelectric.es

## NATIONAL SALES

Tel. 93 475 08 64  
Fax 93 480 07 76  
comercial@dfelectric.es



dfelectric.es



According to the waste of electrical and electronic equipment directive, electrical material should not be part of the usual waste. This symbol alerts users that these products should be recycled according to local environmental waste disposal regulations.



The "electro technical expert" logo marked on the products included in this data sheet indicates that the installation of these products must be carried out by expert personnel with specialized knowledge.



To prevent electrical hazards, carry out the installation without voltage.



**Safety notice**  
Please capture the following QR code and read our safety notice carefully before installing our products.



The data reflected in this technical record are subject to the correct installation of the product in accordance with manufacturer's instructions, relevant installation standards and professional practices, maintained and used in applications for which they were made.

The products described in this document have been designed, developed and tested in accordance with specific standard. They are considered components that are integrated as part of installation, machine or equipment. The correct general operation of the referred product is responsibility of the manufacturer of the installation, machine or equipment.

DF ELECTRIC cannot guarantee the characteristics of an installation, machine or equipment that has been designed by a third party. Once a product has been selected, the user must verify that it is appropriate for its application, through the verifications and/or tests that it deems appropriate.

DF ELECTRIC retains the right to change the dimensions, specifications, materials or design of its products at any time with or without notice.

©2022 DF Electric. All rights reserved