

NH KNIFE-BLADE

FUSE LINKS & FUSE BASES



gG NH 500V

fuse links



PROTECTING THE WORLD




RATED VOLTAGE
500V

RATED CURRENT
2A...100A

BREAKING CAPACITY
120kA

STANDARDS

IEC/EN 60269-1
IEC/EN 60269-2



Knife type NH gG 500V fuse links with top indicator

These high breaking capacity fuse-links are intended for protection of power lines and equipment, against overloads and short-circuits with rated voltages up to 500V AC (+10%).

The rated breaking capacity is 120 kA.

Compact versions in low rated currents of every size.

The range comprises the following fuse links:

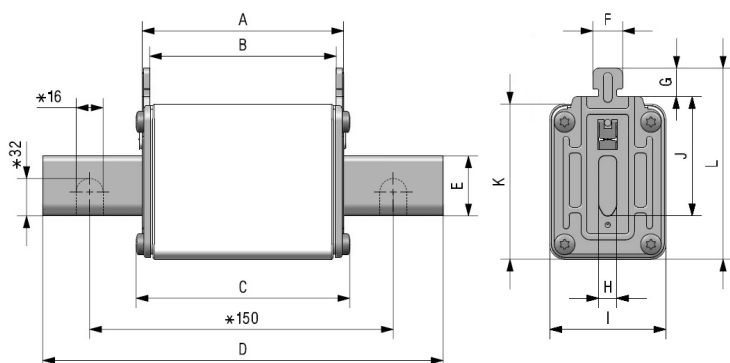
→ Size NH000 gG 500V 2A to 100A

Manufactured with ceramic body with high withstand to internal pressure and thermal shock, that allows a high breaking capacity. Knife contacts are made of silver plated copper or brass.

They are manufactured according to IEC/EN60269 Standards and comply with RoHS directive.



Dimensions



* Only for NH4 fuse links

A	B	C	D	E	F	G	H	I	J	K	L
49	45	52	78,5	15	10	9,5	6	21	35	40	53

Weight 120gr

Range

I_n (A)	REFERENCE	PACKING Uni /BOX
2	381000	3/90
4	381005	3/90
6	381010	3/90
10	381015	3/90
16	381020	3/90
20	381025	3/90
25	381030	3/90
32	381035	3/90
35	381040	3/90
40	381045	3/90
50	381050	3/90
63	381055	3/90
80	381060	3/90
100	381065	3/90



Technical data

Rated voltage	500V AC +10%
Rated current	2A...100A
Rated breaking capacity	120kA
Operating class	gG
Rated frequency	42...62Hz
Storage temperature	-40°C ... 90°C
Operating temperature *	-40°C ... 80°C

* For ambient temperatures higher than 25°C it is necessary to apply a derating in maximum current.

Standards

IEC/EN 60269-1
IEC/EN 60269-2
RoHS Compliant



Materials

Body	Steatite C221
Contact blades	Copper or brass (silver plated)
Plates	Aluminium
Screws	Zinc plated steel

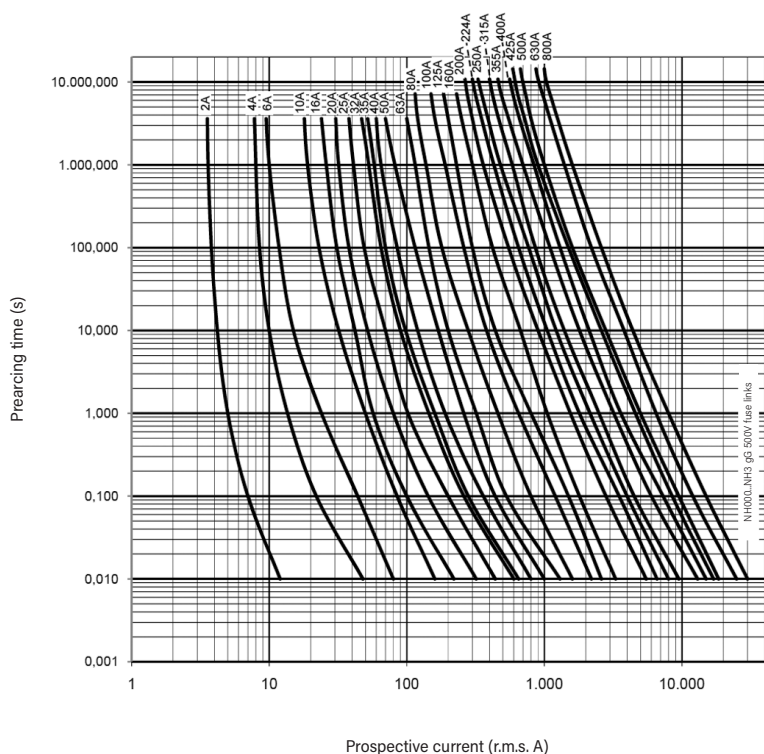
DC Application

RATED CURRENT	MAX DC VOLTAGE	DC BREAKING CAPACITY
2A...100A	250V DC	80kA

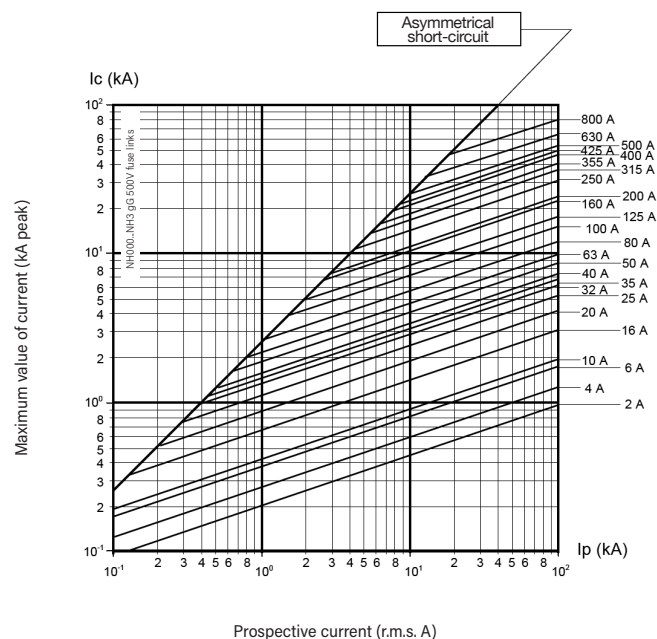
Power dissipation

I _n	POWER DISSIPATION	PREARcing I _t	TOTAL I _t 230V	TOTAL I _t 400V	TOTAL I _t 500V
(A)	(W)	≈ 4 ms (A ² s)	(A ² s)	(A ² s)	(A ² s)
2	0,83	1,5	2,2	2,8	3,3
4	0,65	32	46	59	69
6	0,88	103	145	188	218
10	1,1	128	197	270	324
16	2,0	290	444	607	730
20	2,3	605	926	1267	1524
25	2,8	1160	1774	2428	2920
32	3,3	2779	4100	5467	6475
35	3,5	3190	4710	6276	7433
40	4,0	4594	6780	9037	10700
50	5,1	5600	11075	14772	17500
63	6,1	5700	16600	15800	22000
80	6,7	9838	18600	29823	39350
100	7,4	20400	38600	61962	81800

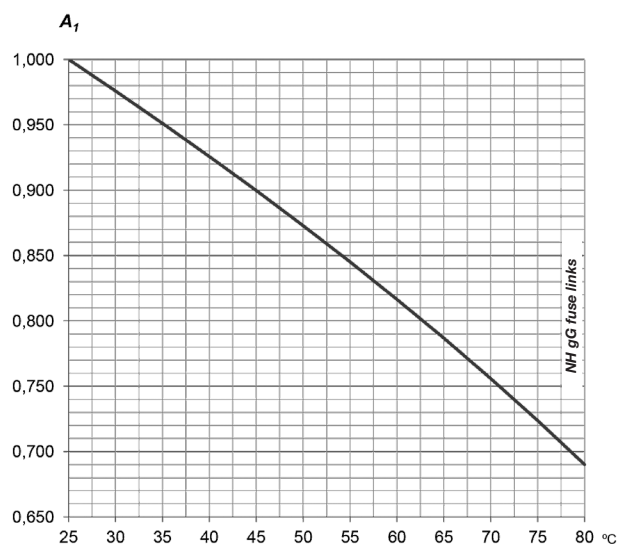
t-I characteristics




Cut-off characteristics



Ambient temperature derating factor



t_a (°C)	A_1
25	1,00
30	0,98
35	0,95
40	0,93
45	0,90
50	0,87
55	0,84
60	0,82
65	0,79
70	0,76
75	0,72
80	0,69



PROTECTING THE WORLD

HEAD OFFICE AND FACTORY

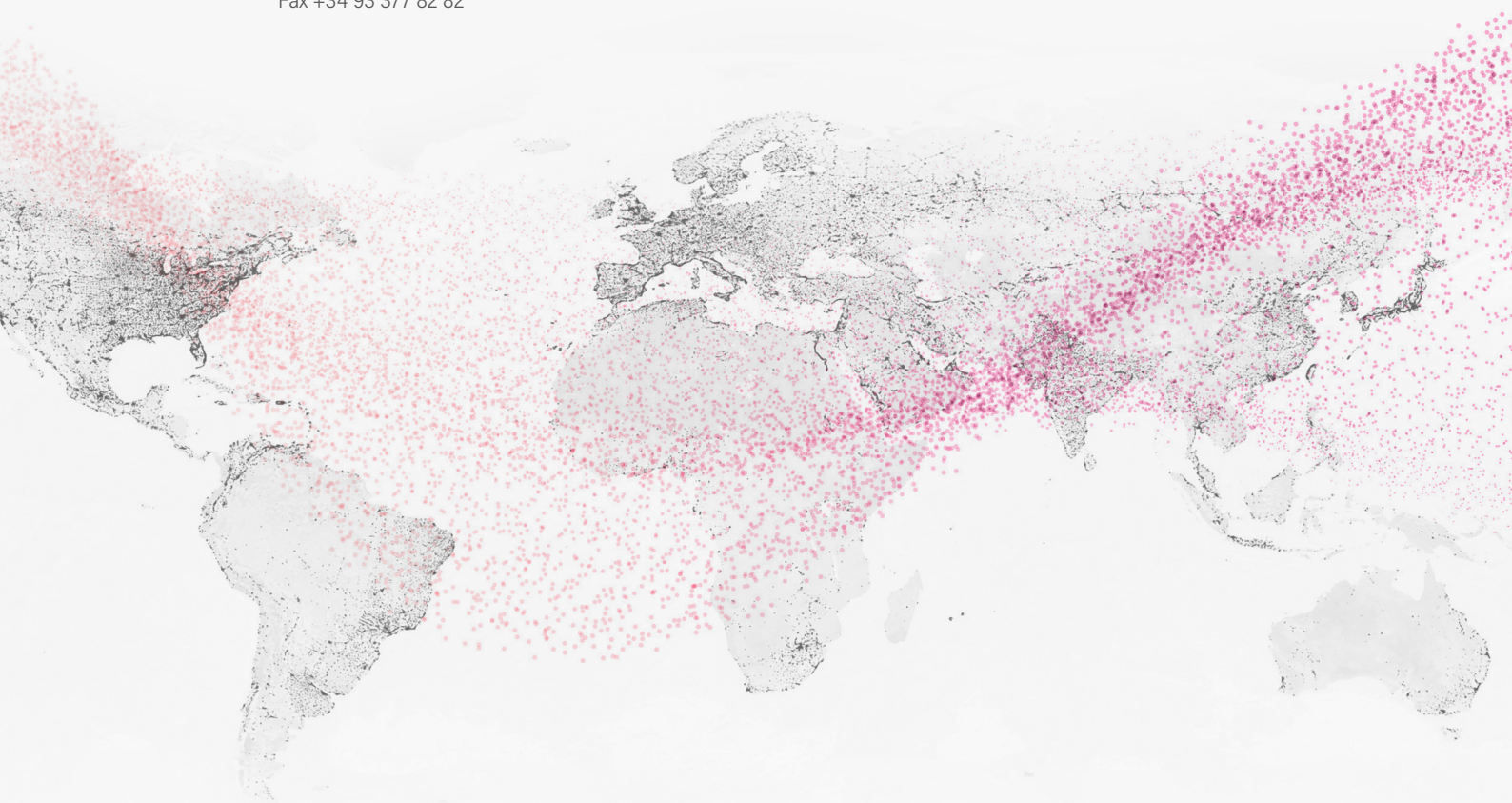
SILICI, 67-69
08940 CORNELLA DE LLOBREGAT
BARCELONA · SPAIN
Tel. +34 93 377 85 85
Fax +34 93 377 82 82

INTERNATIONAL SALES

Tel. +34 93 475 08 64
Fax +34 93 480 07 75
export@dfelectric.es

NATIONAL SALES

Tel. 93 475 08 64
Fax 93 480 07 76
comercial@dfelectric.es



dfelectric.es



According to the waste of electrical and electronic equipment directive, electrical material should not be part of the usual waste. This symbol alerts users that these products should be recycled according to local environmental waste disposal regulations.



The "electro technical expert" logo marked on the products included in this data sheet indicates that the installation of these products must be carried out by expert personnel with specialized knowledge.



To prevent electrical hazards, carry out the installation without voltage.



Safety notice
Please capture the following QR code and read our safety notice carefully before installing our products.



The data reflected in this technical record are subject to the correct installation of the product in accordance with manufacturer's instructions, relevant installation standards and professional practices, maintained and used in applications for which they were made.

The products described in this document have been designed, developed and tested in accordance with specific standard. They are considered components that are integrated as part of installation, machine or equipment. The correct general operation of the referred product is responsibility of the manufacturer of the installation, machine or equipment.

DF ELECTRIC cannot guarantee the characteristics of an installation, machine or equipment that has been designed by a third party. Once a product has been selected, the user must verify that it is appropriate for its application, through the verifications and/or tests that it deems appropriate.

DF ELECTRIC retains the right to change the dimensions, specifications, materials or design of its products at any time with or without notice.

©2020 DF Electric. All rights reserved