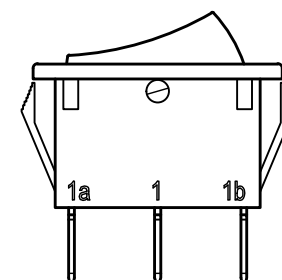
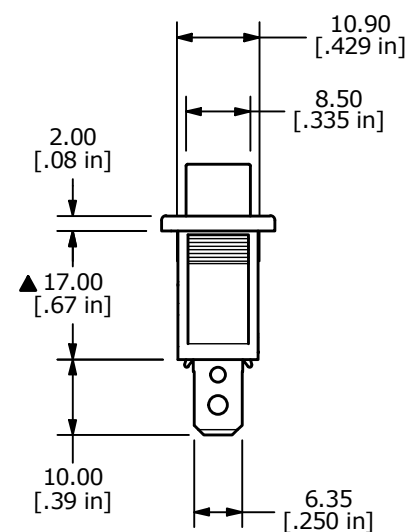
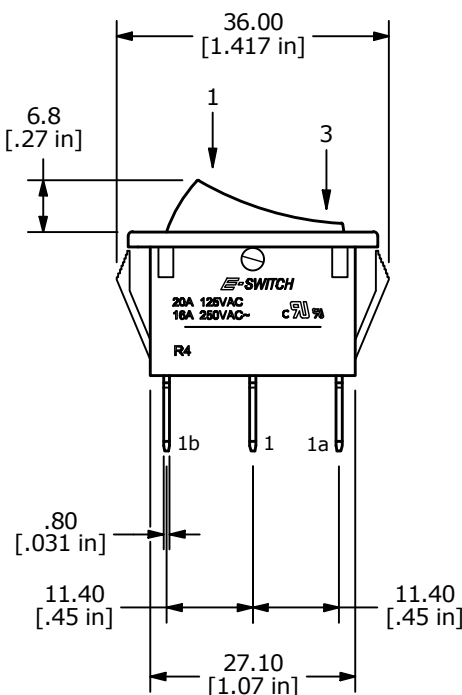
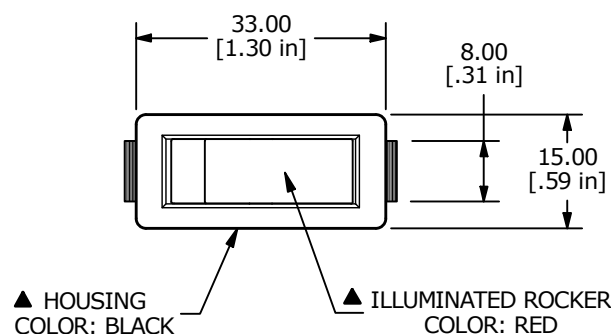
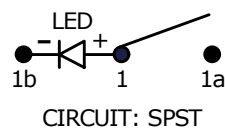


RECOMMENDED PANEL MOUNTING

PANEL THICKNESS	X ± 0.05mm
0.75-1.25mm	29.65mm
1.25-2.00mm	30.15mm
2.00-3.00mm	30.50mm

SWITCH FUNCTION	
POS. 1	POS. 3
ON	OFF
1-1a	OPEN



NOTES:

- ALL DIMENSIONS IN MM [INCH]
- GENERAL TOLERANCE: X.X = ± 0.4
X.XX = ± 0.25
- TERM. NUMBERS FOR REF. ONLY
- ▲ 4. RATING: 20A 125VAC, 16A 250VAC UL APPROVED
5. ELECTRICAL LIFE: OVER 10,000 CYCLES
6. MECHANICAL LIFE: OVER 30,000 CYCLES
7. CONTACT RESISTANCE: <20 mΩ (INITIAL)
8. DIELECTRIC STRENGTH: >1500V 1 min
9. INSULATION RESISTANCE: >1,000 mΩ @ 500V DC
- ▲ 10. LAMP VOLTAGE: LED 24VDC
11. OPERATING TEMPERATURE: TERMINAL SIDE -20°C to 85°C
ROCKER SIDE -20°C to 55°C
- ▲ DENOTES CRITICAL PARAMETER

REV	ECO NO	DESCRIPTION	DATE	BY	E-SWITCH®				OBJECT ID
D	ECO-100524	REMOVE VDE/ENEC RATING AND LOGO	02/03/22	JS	TITLE R4JBLKRILEF4				000016425
					SCALE	DATE	DR	DWG	REV
					1:1	10/23/2007	PH	M041007	D

THE INFORMATION CONTAINED IN THIS DOCUMENT IS PROPRIETARY TO E-SWITCH AND IS NOT TO BE COPIED OR TRANSFERRED