

3010





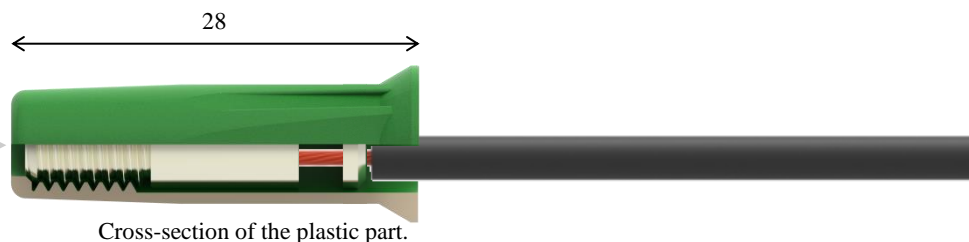
DATA SHEET (page 1 of 2).

Designation : Do-it-Yourself (DIY). Straight 4 mm Banana (female) Jack. Solder Wire Attachment.

P / N : 3010-C-*color* (screwed plastic part), 3010-I-*color* (unscrewed plastic part), 3010-C-*color*/AuNi (gold plated contact and screwed plastic part), and 3010-I-*color*/AuNi (gold plated contact and unscrewed plastic part).

Applications : to repair and make 4 mm banana leads.

How to use : to attach a wire.



The 4 mm banana female connection complies with the 4 mm banana plugs of the worldwide most famous manufacturers.


Room to solder the wire to the metal part.

Slot for 3.5 mm flat-bladed screwdriver. Used to assemble the jack.

Hole to slip the strands of the wire into.

The design of the plug makes easy soldering of wires. The benefit of soldering is to repair or make several leads quickly.


Because of the threads on the metal part and the plastic part, the plug can be dismantled for repairing the connection.



Step 1 of 5. I gather a 3.5 mm flat-bladed screwdriver, a solder iron (150 W maxi.), some (lead or lead-free) tin solder wire, a stranded or solid wire with the specifications below, and a tool to strip the wire. I strip the end of the wire on 7 mm typically (6 mm at least).

Step 2 of 5. If the plastic part is screwed on the metal part then I unscrew it and separate them.

Step 3 of 5. I slip the stripped end of the wire into the hole of the metal part until about 1 mm only of the stripped length is visible as shown below.



Step 4 of 5. With the solder iron and the tin solder wire I solder the wire to the metal part (it complies with both lead-free tin and lead-tin).

Step 5 of 5. I insert the metal part into the plastic part. I hold the plastic part, I insert the blade of the screwdriver into the slot of the metal part ; I screw until the metal part abuts against the plastic part (2.3 N.m maxi. torque).

The jack is ready to use.



3010




DATA SHEET (page 2 of 2).

Designation : Do-it-Yourself (DIY). Straight 4 mm Banana (female) Jack. Solder Wire Attachment.

P / N : 3010-C-*color* (screwed plastic part), 3010-I-*color* (unscrewed plastic part), 3010-C-*color*/AuNi (gold plated contact and screwed plastic part), and 3010-I-*color*/AuNi (gold plated contact and unscrewed plastic part).



Electrical safety	Very low voltages only : 30 V AC / 60 V DC, 36 A (at +40 °C).
Operating temperature range	-20 °C mini., +80 °C maxi. (please see above too).
Conformity	<ul style="list-style-type: none"> European Directive "RoHS" 2011/65/EU. European REACH regulation n°1907 / 2006.
Environment	<ul style="list-style-type: none"> "RoHS" compliant, Pb ≤ 4 % in conductor, Pb ≤ 0.1 % in insulator, Hg ≤ 0.1 %, Cr VI ≤ 0.1 %, Cd ≤ 0.01 %, PBB ≤ 0.1 %, and PBDE ≤ 0.1 %. REACH compliant, no substances from the candidate list of SVHC for authorisation at mass concentrations greater than 0.1 %.
Materials	Conductor : nickel-coated brass or gold-coated brass. Insulator, please contact us.
Colors	<div> <div>Black</div> <div>Red</div> <div>Yellow</div> <div>Green</div> <div>Blue</div> <div>White</div> </div>
Weight	0.004 kg.
Origin	 Designed and manufactured in France.
Reliability benchmark	Year of 1st placing on the market 1982.
Packaging	Bag of 100 plugs of the same color (default packaging). (In one bag : 100 plastic parts of the same color + 100 metal parts.)

Contact us at :

sales@electro-pjp.com

+33(0) 384 821 330

www.electro-pjp.com

ELECTRO-PJP
ZI «Charmes d'Amont»
13 rue de Madrid
39500 TAVAUX
FRANCE

GLOSSARY :

ACCESSIBLE. Able to be touched with a standard test finger or test pin.

BASIC INSULATION. Insulation of HAZARDOUS LIVE parts which are not accessible to the user (e.g. unscrewed plastic part).

CAT II. Measurement or overvoltage category II. For measurement performed on / equipment connected to the building wiring.

CAT III. Measurement or overvoltage category III. For measurement performed on / equipment connected to part of a building wiring installation.

CAT IV. Measurement or overvoltage category IV. For measurement performed on / equipment connected to the origin of the electrical supply to a building.

CLEARANCE. Shortest distance in air between two conductive parts.

CREEPAGE DISTANCE. Shortest distance along the surface of a solid insulating material between two conductive parts.

CTI. Comparative Tracking Index of the insulating material in accordance with IEC 60112.

DOUBLE INSULATION. Insulation comprising both BASIC INSULATION and SUPPLEMENTARY INSULATION.

EN / IEC 60529. European / international standard regarding the degrees of protection provided by enclosures.

EN / IEC 61010-1. European / international standard regarding the safety requirements for electrical equipment for measurement, control, and laboratory use – Part 1: General requirements.

EN / IEC 61010-031. European / international standard regarding the safety requirements for electrical equipment for measurement, control and laboratory use – Part 031: Safety requirements for hand-held probe assemblies for electrical measurement and test.

"LVD". European Directive 2014/35/EU on the harmonization of the laws of Member States relating to electrical equipment designed for use within certain voltage limits. (Usually called the Low Voltage Directive.)

MAINS. Low-voltage electricity supply system to which the equipment concerned is designed to be connected for the purpose of powering the equipment.

MAINS CIRCUIT. Circuit which is intended to be directly connected to the MAINS for the purpose of powering the equipment.

OVERVOLTAGE CATEGORY. Numeral defining a TRANSIENT OVERVOLTAGE condition.

POLLUTION. Addition of foreign matter, solid, liquid or gaseous (ionized gases), that may produce a reduction of dielectric strength or surface resistivity.

POLLUTION DEGREE. Numeral indicating the level of POLLUTION that may be present in the environment.

POLLUTION DEGREE 1. No POLLUTION or only dry, non-conductive POLLUTION occurs, which has no influence.

POLLUTION DEGREE 2. Only non-conductive POLLUTION occurs except that occasionally a temporary conductivity caused by condensation is expected.

REINFORCED INSULATION. Insulation which provides protection against electric shock not less than that provided by DOUBLE INSULATION.

"RoHS". European Directive 2011/65/EU on the restriction of the use of certain hazardous substances in electrical and electronic equipment.

SOLID INSULATION. Insulating materials.

SUPPLEMENTARY INSULATION. Independent insulation applied in addition to BASIC INSULATION in order to provide protection against electric shock in the event of a failure of BASIC INSULATION.

TRANSIENT OVERVOLTAGE. Short duration overvoltage of a few milliseconds or less, oscillatory or non-oscillatory, usually highly damped.

WORKING VOLTAGE. Highest r.m.s. value of the a.c. or d.c. voltage across any particular insulation which can occur when the equipment is supplied at rated voltage.