

**RJ45 Push Pull male 0°/RJ45 Push Pull male 0° AIDA**

PUR 1x4xAWG22 shielded gn UL/CSA 10m

Art.No.: 7000-74647-7941000

Weight: 0.947

Country of origin: DE

Model designation: MSPAL0-PA-8p4c794\_10.0

Male straight – male straight

RJ45PP – RJ45PP, 4-pole

shielded

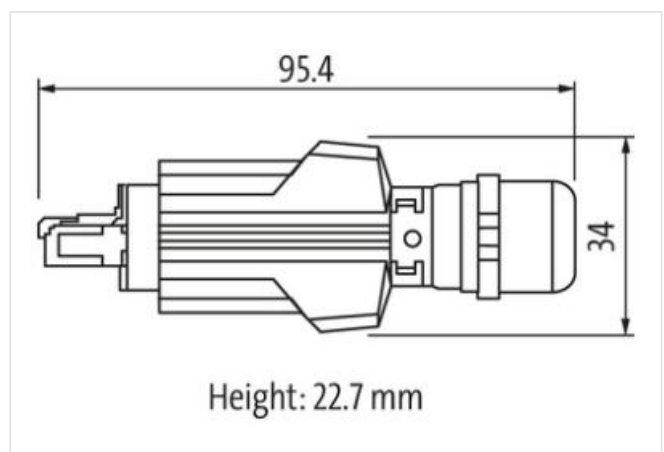
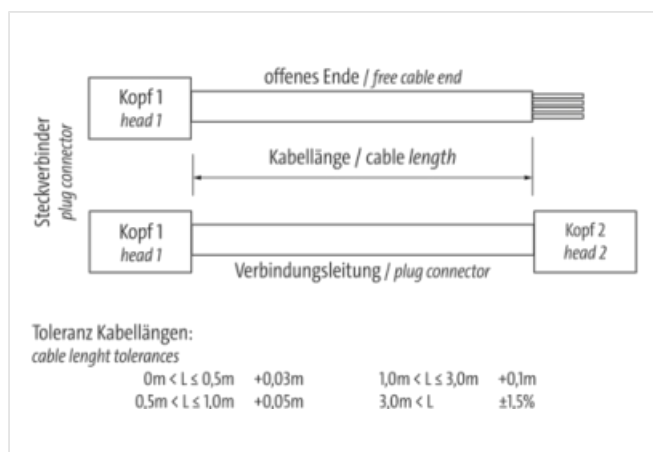
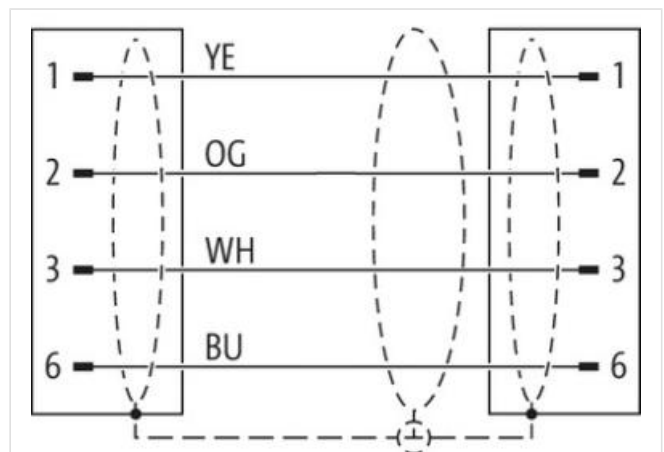

Push Pull

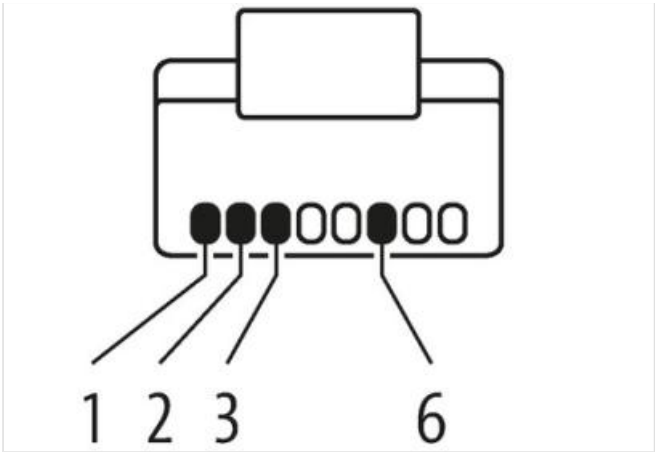
maximum length at channel transmission corresponds to 100 m

Plastic housings with good resistance against chemicals and oils.

The resistance to aggressive media should be individually tested for your application. Further details on request.

Further cable lengths on request.

[Link to Product](#)**Illustration**



Product may differ from Image



Cable length	10 m
Side 1	
Mounting method	pluggable
Family construction form	RJ45
Gender	male
Cable outlet	straight
Material	Zinc die-casting
No. of poles	4
Degree of protection (EN IEC 60529)	IP65, IP67
Side 2	
Mounting method	pluggable
Family construction form	RJ45
Gender	male
Cable outlet	straight
Material	Zinc die-casting
No. of poles	4
Degree of protection (EN IEC 60529)	IP65, IP67
Commercial data	
ECLASS-6.0	27061801
ECLASS-6.1	27060307
ECLASS-7.0	27060307
ECLASS-8.0	27060307
ECLASS-9.0	27060307
ECLASS-10.1	27060307
ECLASS-11.1	27060307
ECLASS-12.0	27060307
ETIM-5.0	EC002599
customs tariff number	85444210
customs tariff number	85444210
EAN	4048879915205
EAN	4048879915205
Packaging unit	1

Packaging unit 1

#### Electrical data | Supply

Operating voltage DC max. 60 V  
Current operating per contact max. 1,5 A

#### Industrial communication

Transfer parameters CAT5, Class D (ISO/IEC 11801:2002), (EN 50173-1)  
Data transmission rate max. 100 MBit/s

#### Device protection | Electrical

Pollution Degree 3  
Rated surge voltage 1 kV  
Material group (IEC 60664-1) I

#### Mechanical data

Contour for corrugated hose without

#### Mechanical data | Mounting data

Looking techniques Push Pull

#### Environmental characteristics | Climatic

Operating temperature min. -25 °C  
Operating temperature max. 70 °C  
Additional condition temperature range depending on cable quality

#### Important installation notes

Note on strain relief Protect the connectors by suitable measures from mechanical loads, e.g. by the usage of cable ties.  
Note on bending radius **Attention:** Observe the permissible bending radii when laying cables, as the IP protection class can be endangered by excessive bending forces.

#### Installation | Cable

wire arrangement	white, yellow, blue, orange
Cable identification	794
Jacket Color	green
Type of Certificate	cURus
Amount stranding	1
Stranding	4 wires around Filler twisted
Cable shielding (type)	copper braid, tinned
Cable shielding (coverage)	85 %
Banding	Fleece, Foil
Filler	yes
wire arrangement	white, yellow, blue, orange
Cable weight	75,87 g/m
Material jacket	PUR
Shore hardness jacket	89 Shore A
Freedom from ingredients (jacket)	lead-free, cadmium-free, CFC-free, halogen-free, silicone-free
Outer-diameter (jacket)	6,7 mm
Tolerance outer diameter (sheath)	± 5 %
Material inner jacket	FRNC
Color (inner jacket)	white
Material wire insulation	PE
Amount wires	4
Outer diameter insulation	1,55 mm
Outer diameter tolerance core insulation	± 5 %
Shore hardness wire insulation	65 Shore D
Ingredient freeness wire insulation	lead-free, CFC-free, halogen-free
Amount strands (wire)	7
Diameter of single wires	22 AWG

Conductor crosssection (wire)	22 AWG
Material conductor wire	Stranded copper wire, bare
Nominal voltage AC max.	300 V
Current load capacity (standard)	to DIN VDE 0298-4
Current load capacity min. wire	4,8 A
Characteristic impedance	100 $\Omega \pm 15 \%$
Electrical resistance line constant wire	55 $\Omega/\text{km}$ @ 20 °C
AC withstand voltage (wire - wire)	2 kV @ 60 s
Electrical capacity line constant (wire - wire)	52000 pF/km
Power frequency withstand voltage (wire - jacket)	2 kV @ 60 s
AC withstand voltage (wire - shield)	2 kV @ 60 s
Min. operating temperature (static)	-40 °C
Max. operating temperature (fixed)	80 °C
Operating temperature min. (dynamic)	-30 °C
Operating temperature max. (dynamic)	70 °C
Flame resistance	UL 1581 § 1090   IEC 60332-2-2   UL 1581 § 1100 FT2
chemical resistance	Good, application-related testing
Gasoline resistance	Good, application-related testing
Oil resistance	Good, application-related testing   DIN EN 60811-404
Bending radius (fixed)	6 x Outer diameter
Bending radius (dynamic)	12 x Outer diameter