

**RJ45 male 0° / RJ45 male 90° left shielded**

PVC 1x4xAWG22 shielded gn UL/CSA+drag ch. 1m

Art.No.: 7000-74367-8000100

Weight: 0.091

Country of origin: DE

Model designation: MSRAL0-RB-8p4c800\_1.0

Ethernet CAT5

Male straight – male 90° left

RJ45 – RJ45, 4-pole

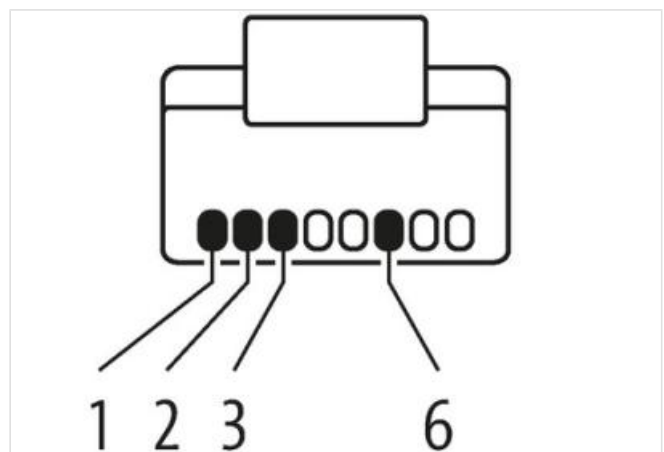
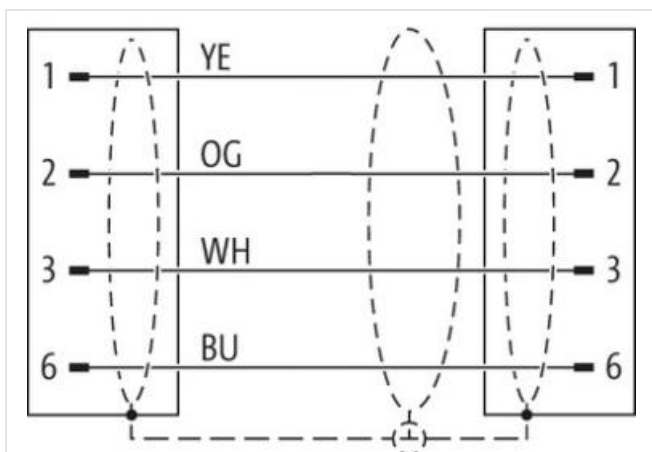
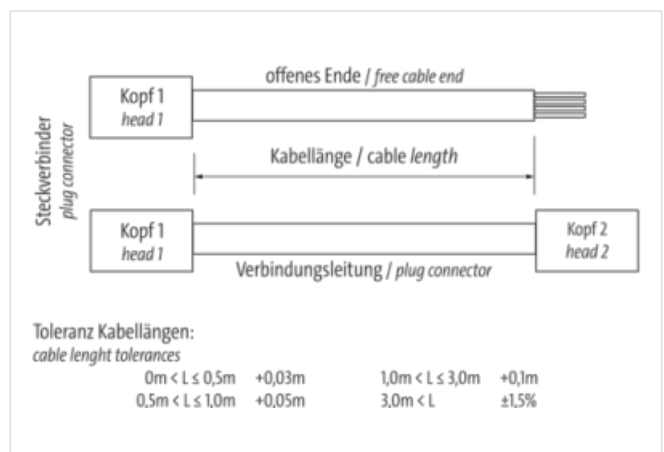

shielded

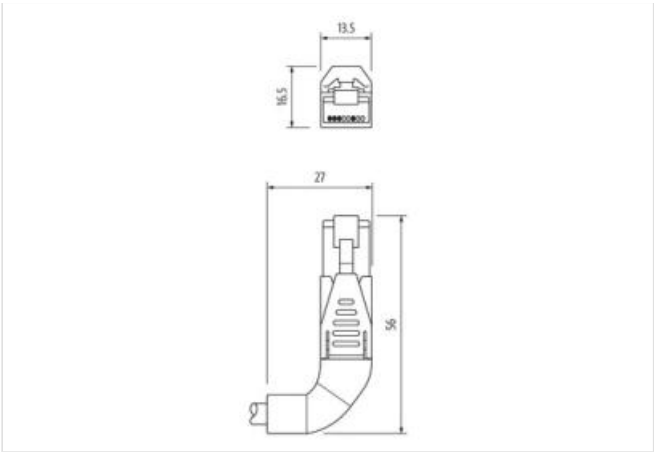
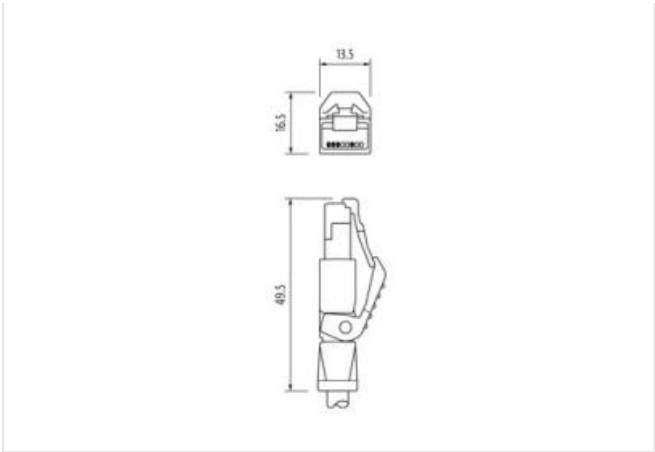
with cable sleeves

Further cable lengths on request.


Plastic housings with good resistance against chemicals and oils.

The resistance to aggressive media should be individually tested for your application. Further details on request.

**[Link to Product](#)****Illustration**



Product may differ from Image



Cable length	1 m
Side 1	
Mounting method	pluggable
Family construction form	RJ45
Gender	male
Cable outlet	straight
Material	PUR
No. of poles	4
Degree of protection (EN IEC 60529)	IP20
Side 2	
Mounting method	pluggable
Family construction form	RJ45
Gender	male
Cable outlet	angled
Material	PUR
No. of poles	4
Degree of protection (EN IEC 60529)	IP20
Commercial data	
ECLASS-6.0	27061801
ECLASS-6.1	27060307
ECLASS-7.0	27060307
ECLASS-8.0	27060307
ECLASS-9.0	27060307
ECLASS-10.1	27060307
ECLASS-11.1	27060307
ECLASS-12.0	27060307
ETIM-5.0	EC002599
customs tariff number	85444210
EAN	4048879654531
Packaging unit	1
Electrical data   Supply	
Operating voltage DC max.	60 V

Current operating per contact max. 1,5 A

#### Industrial communication

Transfer parameters CAT5, Class D (ISO/IEC 11801:2002), (EN 50173-1)

Data transmission rate max. 100 MBit/s

#### Industrial communication | Ethernet functionality

duplex Full duplex

#### Device protection | Electrical

Additional condition protection degree inserted

Pollution Degree 3

Rated surge voltage 1 kV

Material group (IEC 60664-1) I

#### Mechanical data

Contour for corrugated hose without

#### Mechanical data | Material data

Locking material PA

#### Environmental characteristics | Climatic

Operating temperature min. -25 °C

Operating temperature max. 85 °C

Additional condition temperature range depending on cable quality

#### Important installation notes

Note on strain relief Protect the connectors by suitable measures from mechanical loads, e.g. by the usage of cable ties.

Note on bending radius **Attention:** Observe the permissible bending radii when laying cables, as the IP protection class can be endangered by excessive bending forces.

#### Conformity

Product standard according to IEC 60603-7 (RJ45)

#### Installation | Cable

wire arrangement orange, white, yellow, blue

Cable identification 800

Function cable Data

Jacket Color green

Type of Certificate cURus

Amount stranding 1

Stranding 4 wires around Filler star-shaped twisted

Cable shielding (type) copper braid, tinned

Cable shielding (coverage) 85 %

Banding Foil

Filler yes

wire arrangement orange, white, yellow, blue

Cable weight 73,7 g/m

Material jacket PVC

Shore hardness jacket 85 ± 5 Shore A

Freedom from ingredients (jacket) lead-free, CFC-free

Outer-diameter (jacket) 6,6 mm

Tolerance outer diameter (sheath) ± 5 %

Material inner jacket FRNC

Color (inner jacket) natural

Material wire insulation PE

Amount wires 4

Outer diameter insulation 1,53 mm

Outer diameter tolerance core insulation ± 5 %

Shore hardness wire insulation 55 ± 5 Shore D

Ingredient freeness wire insulation	lead-free, CFC-free, halogen-free
Amount strands (wire)	7
Diameter of single wires	30 AWG
Conductor crosssection (wire)	22 AWG
Material conductor wire	Stranded copper wire, bare
Nominal voltage AC max.	60 V
Current load capacity (standard)	to DIN VDE 0298-4
Current load capacity min. wire	4,8 A
Characteristic impedance	100 $\Omega \pm 15\%$ @ 1 MHz
Electrical resistance line constant wire	55 $\Omega/\text{km}$ @ 20 °C
AC withstand voltage (wire - wire)	1 kV @ 60 s
Electrical capacity line constant (wire - wire)	55000 pF/km
Power frequency withstand voltage (wire - jacket)	1 kV @ 60 s
AC withstand voltage (wire - shield)	1 kV @ 60 s
Isolation resistance	2000 M $\Omega \times \text{km}$
Loop resistance	124 $\Omega/\text{km}$
Min. operating temperature (static)	-30 °C
Max. operating temperature (fixed)	80 °C
Operating temperature min. (dynamic)	-10 °C
Operating temperature max. (dynamic)	70 °C
Flame resistance	UL 1581 § 1090   UL 1581 § 1100 FT2   IEC 60332-2-2
chemical resistance	Good, application-related testing
Gasoline resistance	Good, application-related testing
Oil resistance	Good, application-related testing   DIN EN 60811-404
Bending radius (fixed)	5 x Outer diameter
Bending radius (dynamic)	15 x Outer diameter
No. of bending cycles (C-track)	2 Mio. @ 25 °C
Traversing distance (C-track)	5 m @ 25 °C
Travel speed (C-track)	3,3 m/s @ 25 °C