

**RJ45 male 0° / RJ45 male 90° left shielded**

PUR 1x4xAWG22 shielded gn UL/CSA+drag ch. 7.5m

Art.No.: 7000-74367-7960750

Weight: 0.496

Country of origin: DE

Model designation: MSRAL0-RB-8p4c796\_7.5

Ethernet CAT5

Product fulfills requirements according to UN/ECE R118

Male straight – male 90° left

RJ45 – RJ45, 4-pole

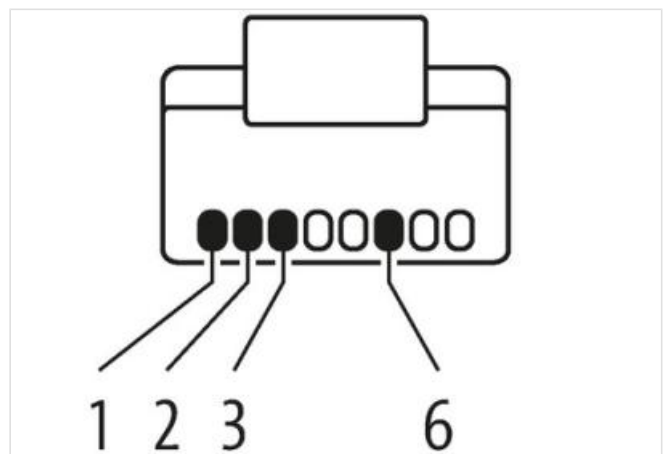
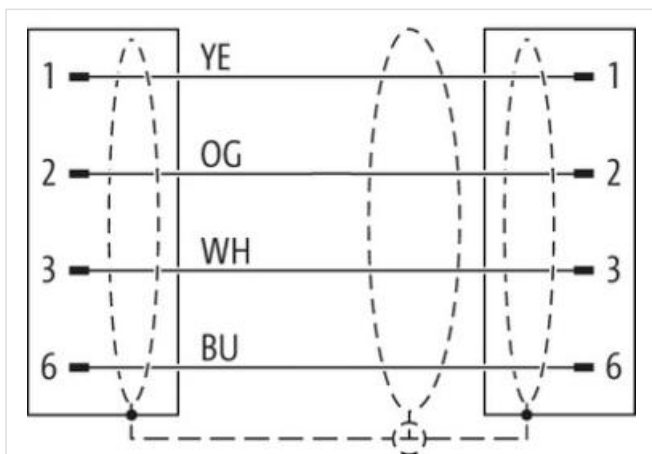
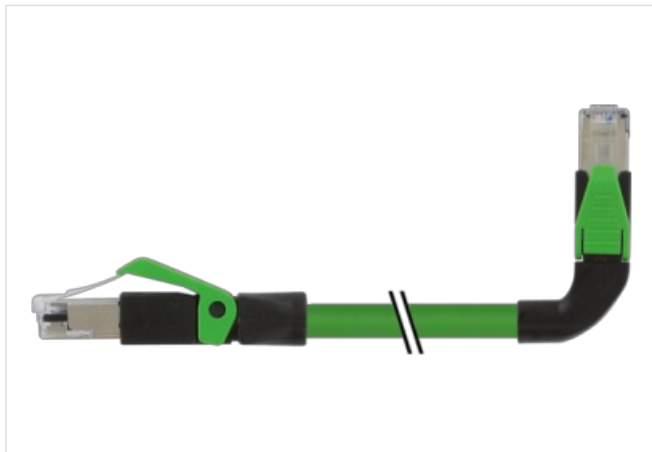
shielded

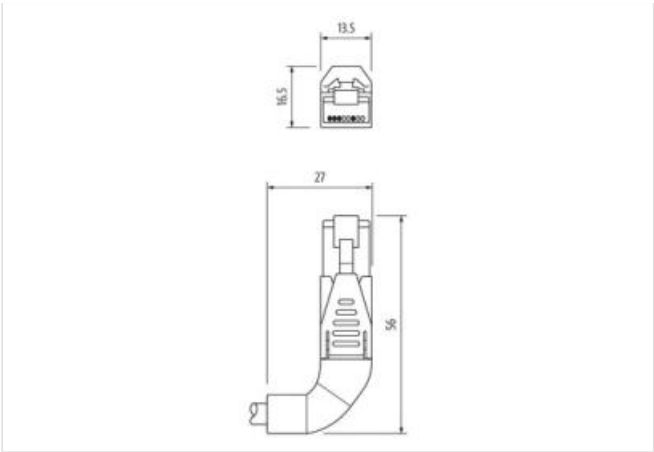
with cable sleeves

Further cable lengths on request.

Plastic housings with good resistance against chemicals and oils.

The resistance to aggressive media should be individually tested for your application. Further details on request.

**[Link to Product](#)****Illustration**



Product may differ from Image



Cable length 7,5 m

Side 1

Mounting method	pluggable
Family construction form	RJ45
Gender	male
Cable outlet	straight
Material	PUR
No. of poles	4
Degree of protection (EN IEC 60529)	IP20

Side 2

Mounting method	pluggable
Family construction form	RJ45
Gender	male
Cable outlet	angled
Material	PUR
No. of poles	4
Degree of protection (EN IEC 60529)	IP20

Commercial data

ECLASS-6.0	27061801
ECLASS-6.1	27060307
ECLASS-7.0	27060307
ECLASS-8.0	27060307
ECLASS-9.0	27060307
ECLASS-10.1	27060307
ECLASS-11.1	27060307
ECLASS-12.0	27060307
ETIM-5.0	EC002599
customs tariff number	85444210
customs tariff number	85444210
EAN	4048879611831
EAN	4048879611831
Packaging unit	1

Packaging unit 1

**Electrical data | Supply**

 Operating voltage DC max. 60 V  
 Current operating per contact max. 1,5 A

**Industrial communication**

 Transfer parameters CAT5, Class D (ISO/IEC 11801:2002), (EN 50173-1)  
 Data transmission rate max. 100 MBit/s

**Industrial communication | Ethernet functionality**

duplex Full duplex

**Device protection | Electrical**

 Additional condition protection degree inserted  
 Pollution Degree 3  
 Rated surge voltage 1 kV  
 Material group (IEC 60664-1) I

**Mechanical data**

Contour for corrugated hose without

**Mechanical data | Material data**

Locking material PA

**Environmental characteristics | Climatic**

 Operating temperature min. -25 °C  
 Operating temperature max. 85 °C  
 Additional condition temperature range depending on cable quality

**Important installation notes**

 Note on strain relief Protect the connectors by suitable measures from mechanical loads, e.g. by the usage of cable ties.  
 Note on bending radius **Attention:** Observe the permissible bending radii when laying cables, as the IP protection class can be endangered by excessive bending forces.

**Conformity**

Product standard according to IEC 60603-7 (RJ45)

**Installation | Cable**

 wire arrangement white, yellow, blue, orange  
 Cable identification 796  
 Jacket Color green  
 Type of Certificate cURus  
 Amount stranding 1  
 Stranding 4 wires around Core filler twisted  
 Cable shielding (type) copper braid, tinned  
 Cable shielding (coverage) 85 %  
 Banding Fleece, Foil  
 Filler yes  
 wire arrangement white, yellow, blue, orange  
 Cable weight 69,3 g/m  
 Material jacket PUR  
 Shore hardness jacket 89 Shore A  
 Freedom from ingredients (jacket) lead-free, cadmium-free, CFC-free, halogen-free, silicone-free  
 Outer-diameter (jacket) 6,7 mm  
 Tolerance outer diameter (sheath) ± 5 %  
 Material inner jacket FRNC  
 Color (inner jacket) natural  
 Material wire insulation PE  
 Amount wires 4  
 Outer diameter insulation 1,4 mm

Outer diameter tolerance core insulation	± 5 %
Shore hardness wire insulation	65 Shore D
Ingredient freeness wire insulation	lead-free, CFC-free, halogen-free
Amount strands (wire)	7
Diameter of single wires	22 AWG
Conductor crosssection (wire)	22 AWG
Material conductor wire	Stranded copper wire, bare
Nominal voltage AC max.	300 V
Current load capacity (standard)	to DIN VDE 0298-4
Current load capacity min. wire	4,8 A
Characteristic impedance	100 Ω ± 15 % @ 100 MHz
Electrical resistance line constant wire	55 Ω/km @ 20 °C
AC withstand voltage (wire - wire)	2 kV @ 60 s
Electrical capacity line constant (wire - wire)	50000 pF/km
Power frequency withstand voltage (wire - jacket)	2 kV @ 60 s
AC withstand voltage (wire - shield)	2 kV @ 60 s
Isolation resistance	5000 MΩ × km
Min. operating temperature (static)	-40 °C
Max. operating temperature (fixed)	80 °C
Operating temperature min. (dynamic)	-30 °C
Operating temperature max. (dynamic)	70 °C
Flame resistance	IEC 60332-2-2   UL 1581 § 1090   UL 1581 § 1100 FT2
chemical resistance	Good, application-related testing
Gasoline resistance	Good, application-related testing
Oil resistance	DIN EN 60811-404   Good, application-related testing
Bending radius (fixed)	5 x Outer diameter
Bending radius (dynamic)	12 x Outer diameter
No. of bending cycles (C-track)	3 Mio. @ 25 °C
Traversing distance (C-track)	5 m @ 25 °C
Travel speed (C-track)	3,3 m/s @ 25 °C
No. of torsion cycles	1 Mio. 25 °C
Torsion stress	± 180 °/m