

RJ45 male 0° / RJ45 male 90° left shielded

PUR 1x4xAWG22 shielded gn UL/CSA 1.5m

Art.No.: 7000-74367-7940150

Weight: 0.138

Country of origin: DE

Model designation: MSRAL0-RB-8p4c794_1.5

Ethernet CAT5

Male straight – male 90° left

RJ45 – RJ45, 4-pole

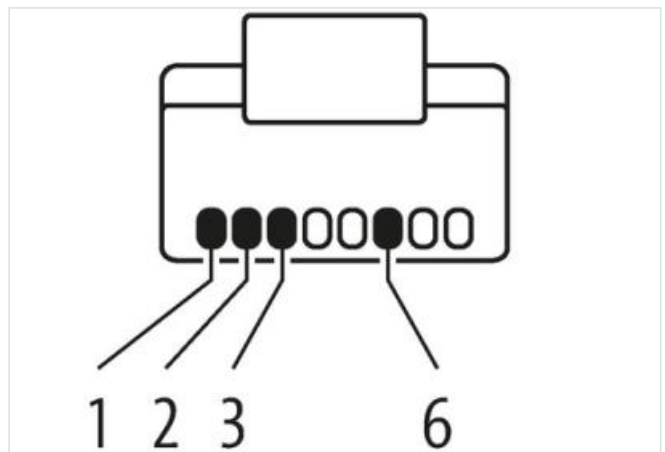
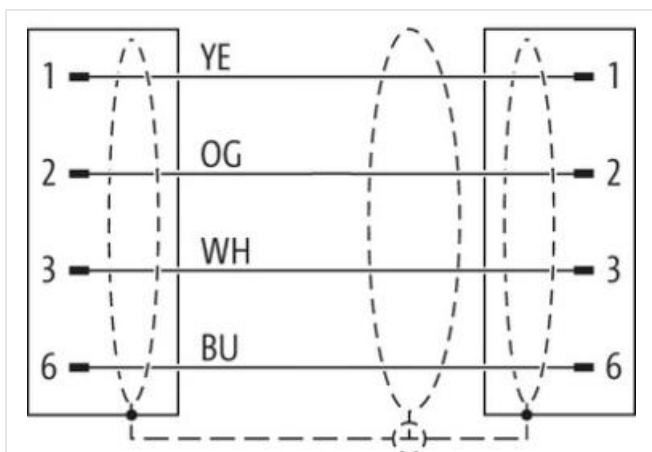
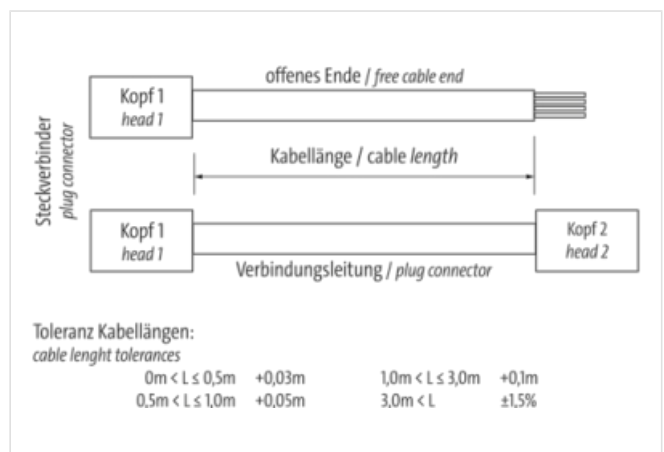

shielded

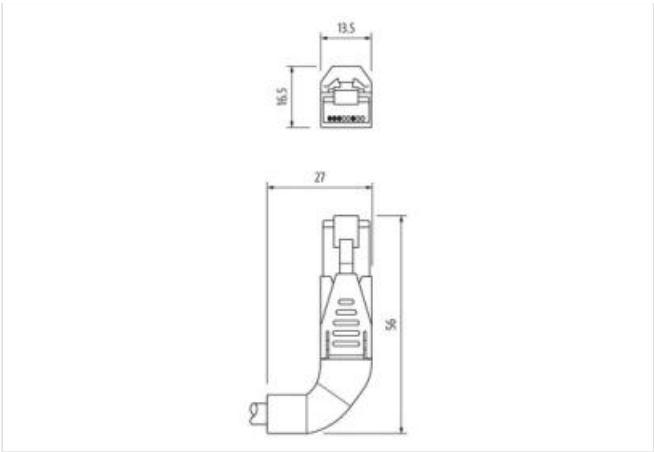
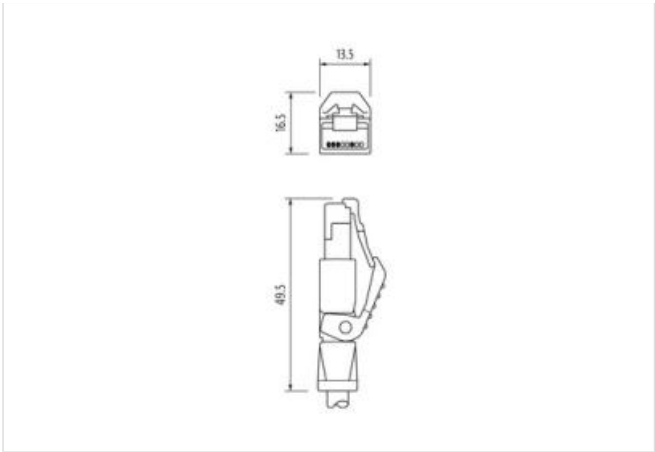
with cable sleeves

Further cable lengths on request.


Plastic housings with good resistance against chemicals and oils.

The resistance to aggressive media should be individually tested for your application. Further details on request.

[Link to Product](#)**Illustration**



Product may differ from Image



Cable length	1,5 m
Side 1	
Mounting method	pluggable
Family construction form	RJ45
Gender	male
Cable outlet	straight
Material	PUR
No. of poles	4
Degree of protection (EN IEC 60529)	IP20
Side 2	
Mounting method	pluggable
Family construction form	RJ45
Gender	male
Cable outlet	angled
Material	PUR
No. of poles	4
Degree of protection (EN IEC 60529)	IP20
Commercial data	
ECLASS-6.0	27061801
ECLASS-6.1	27060307
ECLASS-7.0	27060307
ECLASS-8.0	27060307
ECLASS-9.0	27060307
ECLASS-10.1	27060307
ECLASS-11.1	27060307
ECLASS-12.0	27060307
ETIM-5.0	EC002599
customs tariff number	85444210
customs tariff number	85444210
EAN	4048879777049
EAN	4048879777049
Packaging unit	1

Packaging unit 1

Electrical data | Supply

Operating voltage DC max. 60 V
Current operating per contact max. 1,5 A

Industrial communication

Transfer parameters CAT5, Class D (ISO/IEC 11801:2002), (EN 50173-1)
Data transmission rate max. 100 MBit/s

Industrial communication | Ethernet functionality

duplex Full duplex

Device protection | Electrical

Additional condition protection degree inserted
Pollution Degree 3
Rated surge voltage 1 kV
Material group (IEC 60664-1) I

Mechanical data

Contour for corrugated hose without

Mechanical data | Material data

Locking material PA

Environmental characteristics | Climatic

Operating temperature min. -25 °C
Operating temperature max. 85 °C
Additional condition temperature range depending on cable quality

Important installation notes

Note on strain relief Protect the connectors by suitable measures from mechanical loads, e.g. by the usage of cable ties.
Note on bending radius **Attention:** Observe the permissible bending radii when laying cables, as the IP protection class can be endangered by excessive bending forces.

Conformity

Product standard according to IEC 60603-7 (RJ45)

Installation | Cable

wire arrangement	white, yellow, blue, orange
Cable identification	794
Jacket Color	green
Type of Certificate	cURus
Amount stranding	1
Stranding	4 wires around Filler twisted
Cable shielding (type)	copper braid, tinned
Cable shielding (coverage)	85 %
Banding	Fleece, Foil
Filler	yes
wire arrangement	white, yellow, blue, orange
Cable weight	75,87 g/m
Material jacket	PUR
Shore hardness jacket	89 Shore A
Freedom from ingredients (jacket)	lead-free, cadmium-free, CFC-free, halogen-free, silicone-free
Outer-diameter (jacket)	6,7 mm
Tolerance outer diameter (sheath)	± 5 %
Material inner jacket	FRNC
Color (inner jacket)	white
Material wire insulation	PE
Amount wires	4
Outer diameter insulation	1,55 mm

Outer diameter tolerance core insulation	± 5 %
Shore hardness wire insulation	65 Shore D
Ingredient freeness wire insulation	lead-free, CFC-free, halogen-free
Amount strands (wire)	7
Diameter of single wires	22 AWG
Conductor crosssection (wire)	22 AWG
Material conductor wire	Stranded copper wire, bare
Nominal voltage AC max.	300 V
Current load capacity (standard)	to DIN VDE 0298-4
Current load capacity min. wire	4,8 A
Characteristic impedance	100 Ω ± 15 %
Electrical resistance line constant wire	55 Ω/km @ 20 °C
AC withstand voltage (wire - wire)	2 kV @ 60 s
Electrical capacity line constant (wire - wire)	52000 pF/km
Power frequency withstand voltage (wire - jacket)	2 kV @ 60 s
AC withstand voltage (wire - shield)	2 kV @ 60 s
Min. operating temperature (static)	-40 °C
Max. operating temperature (fixed)	80 °C
Operating temperature min. (dynamic)	-30 °C
Operating temperature max. (dynamic)	70 °C
Flame resistance	UL 1581 § 1090 IEC 60332-2-2 UL 1581 § 1100 FT2
chemical resistance	Good, application-related testing
Gasoline resistance	Good, application-related testing
Oil resistance	Good, application-related testing DIN EN 60811-404
Bending radius (fixed)	6 x Outer diameter
Bending radius (dynamic)	12 x Outer diameter