

**RJ45 male 0° / RJ45 male 0° shielded**

PUR 4x2xAWG26 shielded gn UL/CSA 65m

Art.No.: 7000-74311-7906500

Weight: 3.011

Country of origin: HU

Model designation: MSRAL0-RA-8p8c790\_65.0

Ethernet

Male straight – male straight

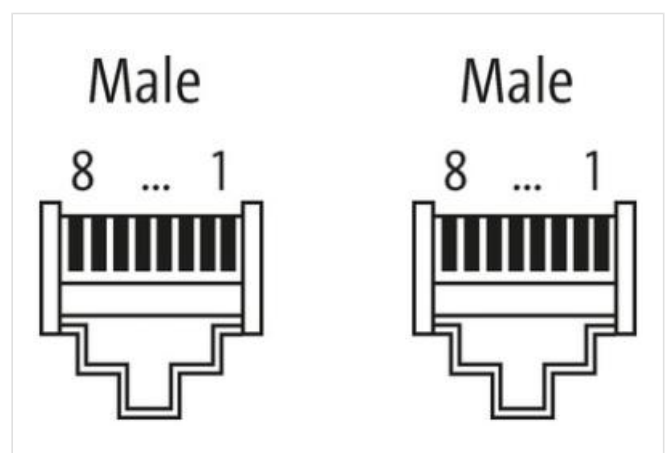
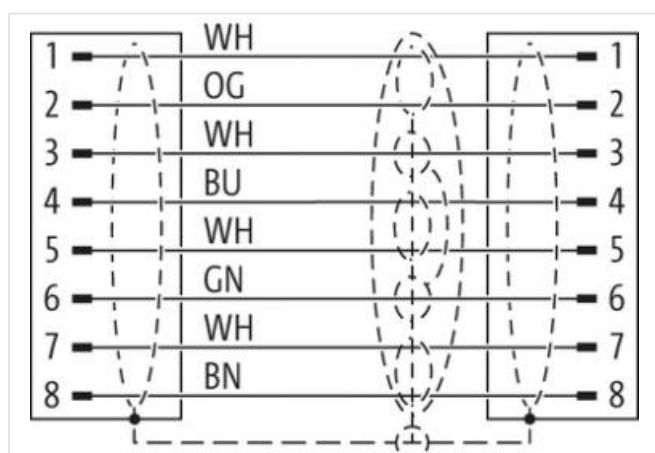
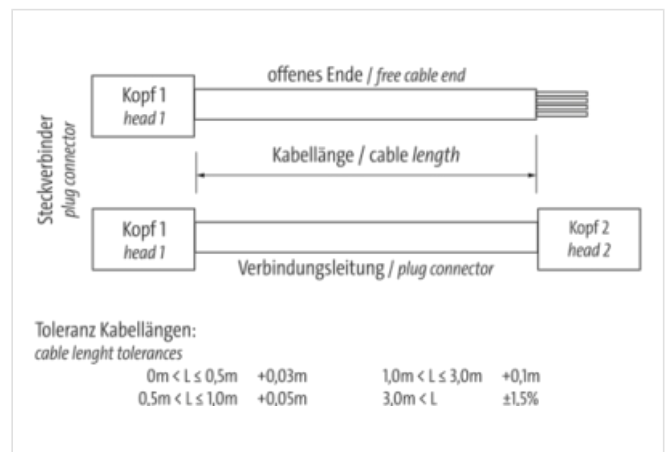

RJ45 – RJ45, 8-pole

shielded

Further cable lengths on request.


Plastic housings with good resistance against chemicals and oils.

The resistance to aggressive media should be individually tested for your application. Further details on request.

[Link to Product](#)**Illustration**



Product may differ from Image



Cable length	65 m
Side 1	
Mounting method	inserted, pluggable
Family construction form	RJ45
Gender	male
Cable outlet	straight
Material	PUR
No. of poles	8
Degree of protection (EN IEC 60529)	IP20
Side 2	
Mounting method	inserted
Family construction form	RJ45
Gender	male
Cable outlet	straight
Material	PUR
No. of poles	8
Degree of protection (EN IEC 60529)	IP20
Commercial data	
ECLASS-6.0	27061801
ECLASS-6.1	27060307
ECLASS-7.0	27060307
ECLASS-8.0	27060307
ECLASS-9.0	27060307
ECLASS-10.1	27060307
ECLASS-11.1	27060307
ECLASS-12.0	27060307
ETIM-5.0	EC002599
customs tariff number	85444210
customs tariff number	85444210
EAN	4048879677530
EAN	4048879677530
Packaging unit	1

Packaging unit 1

#### Electrical data | Supply

Operating voltage DC max. 60 V  
Current operating per contact max. 1,5 A

#### Industrial communication

Transfer parameters CAT6, Class EA (ISO/IEC 11801:2002), (EN 50173-1)  
Data transmission rate max. 10 GBit/s

#### Diagnostics

Status indication LED no

#### Device protection | Electrical

Pollution Degree 3  
Rated surge voltage 1 kV  
Material group (IEC 60664-1) I

#### Mechanical data

Contour for corrugated hose without

#### Mechanical data | Material data

Material housing PUR  
Locking material PA

#### Mechanical data | Mounting data

Looking techniques Snap-in connector

#### Environmental characteristics | Climatic

Operating temperature min. -25 °C  
Operating temperature max. 85 °C  
Additional condition temperature range depending on cable quality

#### Important installation notes

Note on strain relief Protect the connectors by suitable measures from mechanical loads, e.g. by the usage of cable ties.  
Note on bending radius **Attention:** Observe the permissible bending radii when laying cables, as the IP protection class can be endangered by excessive bending forces.

#### Conformity

Product standard according to IEC 60603-7 (RJ45)

#### Installation | Cable

wire arrangement	(white, orange), (white, blue), (white, brown), (white, green)
Cable identification	790
Jacket Color	green
Type of Certificate	cURus
Amount stranding	4
Stranding	2 wires twisted
Amount stranding (type 2)	1
Stranding (type 2)	4 Stranded joints twisted
Cable shielding (type)	copper braid, tinned
Cable shielding (coverage)	65 %
Pair shielding (type)	Metal foil
Banding	Foil
wire arrangement	(white, orange), (white, blue), (white, brown), (white, green)
Cable weight	52,8 g/m
Material jacket	PUR
Shore hardness jacket	89 Shore A
Freedom from ingredients (jacket)	lead-free, CFC-free, halogen-free
Outer-diameter (jacket)	6,4 mm
Tolerance outer diameter (sheath)	± 5 %

Material wire insulation	PE
Amount wires	8
Outer diameter insulation	1,05 mm
Outer diameter tolerance core insulation	± 5 %
Shore hardness wire insulation	65 Shore D
Ingredient freeness wire insulation	lead-free, CFC-free, halogen-free
Amount strands (wire)	7
Diameter of single wires	26 AWG
Conductor crosssection (wire)	26 AWG
Material conductor wire	Stranded copper wire, bare
Nominal voltage AC max.	125 V
Current load capacity (standard)	to DIN VDE 0298-4
Current load capacity min. wire	2 A
Electrical resistance line constant wire	140 Ω/km @ 20 °C
AC withstand voltage (wire - wire)	2 kV @ 60 s
Electrical capacity line constant (wire - wire)	44000 pF/km
Power frequency withstand voltage (wire - jacket)	2 kV @ 60 s
AC withstand voltage (wire - shield)	2 kV @ 60 s
Isolation resistance	5000 MΩ × km
Min. operating temperature (static)	-40 °C
Max. operating temperature (fixed)	80 °C
Operating temperature min. (dynamic)	-30 °C
Operating temperature max. (dynamic)	70 °C
Flame resistance	IEC 60332-2-2   UL 1581 § 1100 FT2   UL 1581 § 1090
chemical resistance	Good, application-related testing
Gasoline resistance	Good, application-related testing
Oil resistance	Good, application-related testing   DIN EN 60811-404
Bending radius (fixed)	8 x Outer diameter
Bending radius (dynamic)	10 x Outer diameter