

# CABLE-D-50SUB/M/OE/0,25/S/3,0M - Cable



2926687

<https://www.phoenixcontact.com/gb/products/2926687>

Please be informed that the data shown in this PDF document is generated from our online catalog. Please find the complete data in the user documentation. Our general terms of use for downloads are valid.



Assembled shielded round cable; connection 1: Single wires (50-position) (The wires are marked and fitted with ferrules. The braided shield is routed to a separate cable end.); connection 2: D-SUB pin strip (1x 50-position); cable length: 3 m

## Your advantages

- Individual wire marking: 1, 2, 3, 4, etc.
- Individual wires fitted with ferrules
- Connector in accordance with IEC 60807-2/DIN 41652
- 1:1 connection
- Open end at one end
- D-SUB socket or pin strip at one end
- Screw connection: 2 UNC 4-40 screws
- Shield connection: H05V-K 1 mm<sup>2</sup> cable, black, length: 0.5 m

## Commercial data

Item number	2926687
Packing unit	1 pc
Minimum order quantity	1 pc
Note	Made to order (non-returnable)
Sales key	DK2254
Product key	DK2254
Catalog page	Page 577 (C-5-2019)
GTIN	4046356547093
Weight per piece (including packing)	840 g
Weight per piece (excluding packing)	813 g
Customs tariff number	85444290
Country of origin	DE

# CABLE-D-50SUB/M/OE/0,25/S/3,0M - Cable



2926687

<https://www.phoenixcontact.com/gb/products/2926687>

## Technical data

### Product properties

Product type	System cable
--------------	--------------

### Environmental and real-life conditions

#### Ambient conditions

Degree of protection	IP20
Degree of protection (Installation location)	≥ IP54 (Installation location)
Ambient temperature (operation)	-40 °C ... 70 °C (fixed installation) -10 °C ... 70 °C (flexible installation)
Ambient temperature (storage/transport)	-40 °C ... 80 °C
Altitude	≤ 2000 m

### Electrical properties

Operating voltage (AC)	≤ 30 V AC
Operating voltage (DC)	≤ 60 V DC
Nominal operating mode	100% operating factor
Current (Per path)	≤ 2 A (Uncoiled, see derating)

### Cable/line

Cable length	3 m
--------------	-----

#### 50X0.25 [PVC]

UL AWM Style	2464/1061
Number of positions	50
Shielded	yes
Cable type	50X0.25 [PVC]
Conductor type	Assembled shielded round cable
Conductor structure signal line	14x 0.15 mm
AWG signal line	24
Conductor cross section	50x 0.25 mm <sup>2</sup>
Wire diameter incl. insulation	1.2 mm ±0.05 mm
External cable diameter	12.40 mm ±0.5 mm
Outer sheath, material	Semi-rigid PVC
External sheath, color	gray
Conductor material	Bare Cu litz wires
Cable resistance	≤ 80 Ω/km (at 20 °C)
Insulation resistance	≥ 20 MΩ*km (at 20 °C)
Smallest bending radius, fixed installation	106 mm
Smallest bending radius, movable installation	200 mm
Halogen-free	no
IEC 60332-1-2 (raw cable)	

# CABLE-D-50SUB/M/OE/0,25/S/3,0M - Cable



2926687

<https://www.phoenixcontact.com/gb/products/2926687>

Flame resistance	VDE 0842, Part 332-1-2 (raw cable)
	IEC 60332-3-22 (raw cable)
	UL VW-1
	CSA FT-1
Resistance to oil	can withstand occasional splashes (raw cable)

## Color code

white	D-SUB50 (1) = ()
brown	D-SUB50 (2) = ()
green	D-SUB50 (3) = ()
yellow	D-SUB50 (4) = ()
gray	D-SUB50 (5) = ()
pink	D-SUB50 (6) = ()
blue	D-SUB50 (7) = ()
red	D-SUB50 (8) = ()
black	D-SUB50 (9) = ()
violet	D-SUB50 (10) = ()
gray-pink	D-SUB50 (11) = ()
red-blue	D-SUB50 (12) = ()
white-green	D-SUB50 (13) = ()
brown-green	D-SUB50 (14) = ()
white-yellow	D-SUB50 (15) = ()
yellow-brown	D-SUB50 (16) = ()
white-gray	D-SUB50 (17) = ()
gray-brown	D-SUB50 (18) = ()
white-pink	D-SUB50 (19) = ()
pink-brown	D-SUB50 (20) = ()
white-blue	D-SUB50 (21) = ()
brown-blue	D-SUB50 (22) = ()
white-red	D-SUB50 (23) = ()
brown-red	D-SUB50 (24) = ()
white-black	D-SUB50 (25) = ()
brown-black	D-SUB50 (26) = ()
gray-green	D-SUB50 (27) = ()
yellow-gray	D-SUB50 (28) = ()
pink-green	D-SUB50 (29) = ()
yellow-pink	D-SUB50 (30) = ()
green-blue	D-SUB50 (31) = ()
yellow-blue	D-SUB50 (32) = ()
green-red	D-SUB50 (33) = ()
yellow-red	D-SUB50 (34) = ()
green-black	D-SUB50 (35) = ()
yellow-black	D-SUB50 (36) = ()
gray-blue	D-SUB50 (37) = ()

# CABLE-D-50SUB/M/OE/0,25/S/3,0M - Cable




2926687

<https://www.phoenixcontact.com/gb/products/2926687>

pink-blue	D-SUB50 (38) = ()
gray-red	D-SUB50 (39) = ()
pink-red	D-SUB50 (40) = ()
gray-black	D-SUB50 (41) = ()
pink-black	D-SUB50 (42) = ()
blue-black	D-SUB50 (43) = ()
red-black	D-SUB50 (44) = ()
white-brown	D-SUB50 (45) = ()
yellow-green	D-SUB50 (46) = ()
gray-pink	D-SUB50 (47) = ()
blue-red	D-SUB50 (48) = ()
white-green	D-SUB50 (49) = ()
green-brown	D-SUB50 (50) = ()

## Connection data

### Connection 1

Connection method	Single wires
Stripping length (Sheath)	≈  mm
Number of positions	50
Note	The wires are marked and fitted with ferrules. The braided shield is routed to a separate cable end.

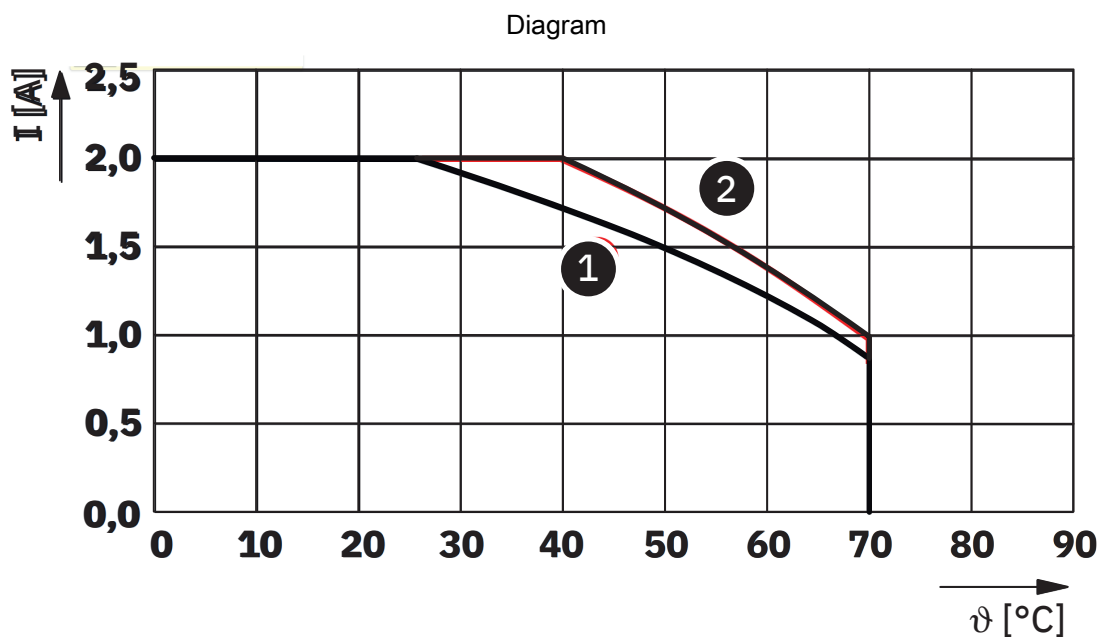
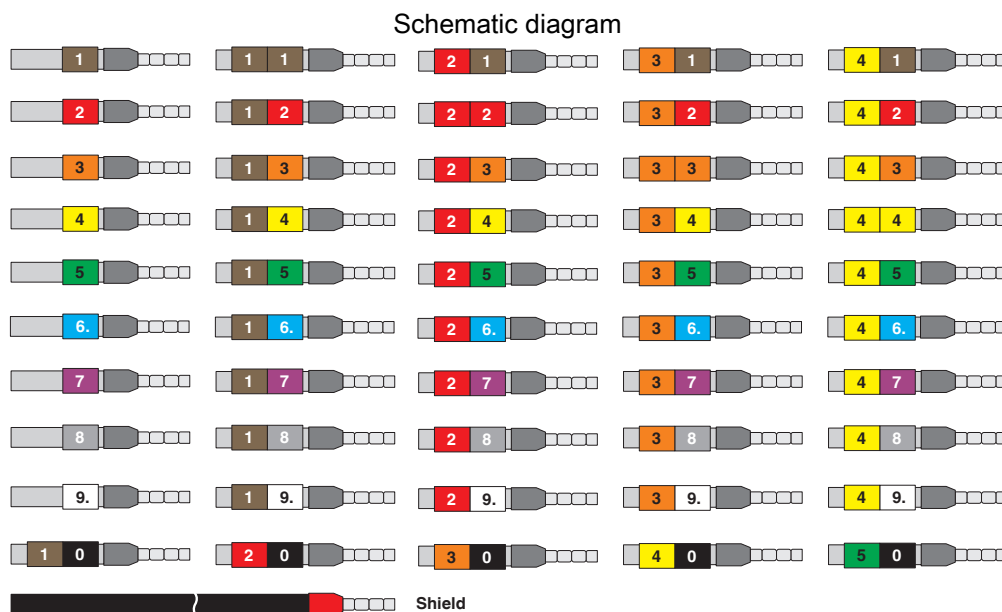
### Connection 2

Connection in acc. with standard	IEC 60807-2
	DIN 41652
Connection method	D-SUB pin strip
Screw thread	UNC 4-40
Number of connections	1
Number of positions	50
Tightening torque	0.2 Nm
Insertion/withdrawal cycles	> 200
Pitch	2.77 mm

## Notes

Notes on operation	For proper use, the specifications of the installation directive (see Downloads) must be observed. For applications or use with third-party products, the specifications, and the safety and warning instructions of the respective third-party manufacturer must also be met.
--------------------	--

## Drawings



- (1) Derating: standard
- (2) Derating: in accordance with UL

# CABLE-D-50SUB/M/OE/0,25/S/3,0M - Cable



2926687

<https://www.phoenixcontact.com/gb/products/2926687>

## Approvals

To download certificates, visit the product detail page: <https://www.phoenixcontact.com/gb/products/2926687>

 <b>CSA</b> Approval ID: 70002966				
	Nominal voltage U <sub>N</sub>	Nominal current I <sub>N</sub>	Cross section AWG	Cross section mm <sup>2</sup>
	125 V	1 A	-	-

 <b>cUL Recognized</b> Approval ID: E238705				
	Nominal voltage U <sub>N</sub>	Nominal current I <sub>N</sub>	Cross section AWG	Cross section mm <sup>2</sup>
	125 V	2 A	-	-

 <b>UL Recognized</b> Approval ID: E238705				
	Nominal voltage U <sub>N</sub>	Nominal current I <sub>N</sub>	Cross section AWG	Cross section mm <sup>2</sup>
	125 V	2 A	-	-

 <b>EAC</b> Approval ID: RU*-DE.HB*35.B00385				
--	--	--	--	--

 <b>cULus Listed</b> Approval ID: E238705 V22/S5				
--	--	--	--	--

# CABLE-D-50SUB/M/OE/0,25/S/3,0M - Cable



2926687

<https://www.phoenixcontact.com/gb/products/2926687>

## Classifications

### ECLASS

ECLASS-13.0	27242220
-------------	----------

### ETIM

ETIM 9.0	EC000237
----------	----------

### UNSPSC

UNSPSC 21.0	26121600
-------------	----------

# CABLE-D-50SUB/M/OE/0,25/S/3,0M - Cable



2926687

<https://www.phoenixcontact.com/gb/products/2926687>

## Environmental product compliance

### EU RoHS

Fulfills EU RoHS substance requirements	Yes
Exemption	6(a)

### China RoHS

Environment friendly use period (EFUP)	EFUP-50
	An article-related China RoHS declaration table can be found in the download area for the respective article under "Manufacturer declaration". For all articles with EFUP-E, no China RoHS declaration table issued and required.

### EU REACH SVHC

REACH candidate substance (CAS No.)	Lead(CAS: 7439-92-1)
SCIP	5382acfb-0abc-4d9e-8598-28e4fd0dbaf3

Phoenix Contact 2025 © - all rights reserved

<https://www.phoenixcontact.com>

PHOENIX CONTACT Ltd  
Halesfield 13, Telford  
Shropshire, TF7 4PG  
01952 681700  
[info@phoenixcontact.co.uk](mailto:info@phoenixcontact.co.uk)