

CABLE-D- 9SUB/M/OE/0,25/S/0,5M - Cable



2926360

<https://www.phoenixcontact.com/gb/products/2926360>

Please be informed that the data shown in this PDF document is generated from our online catalog. Please find the complete data in the user documentation. Our general terms of use for downloads are valid.



Assembled shielded round cable; connection 1: Single wires (9-position) (The wires are marked and fitted with ferrules. The braided shield is routed to a separate cable end.); connection 2: D-SUB pin strip (1x 9-position); cable length: 0.5 m

Your advantages

- Individual wire marking: 1, 2, 3, 4, etc.
- Individual wires fitted with ferrules
- Connector in accordance with IEC 60807-2/DIN 41652
- 1:1 connection
- Open end at one end
- D-SUB socket or pin strip at one end
- Screw connection: 2 UNC 4-40 screws
- Shield connection: H05V-K 1 mm² cable, black, length: 0.5 m

Commercial data

Item number	2926360
Packing unit	1 pc
Minimum order quantity	1 pc
Sales key	DK2254
Product key	DK2254
Catalog page	Page 576 (C-5-2019)
GTIN	4046356548137
Weight per piece (including packing)	65.4 g
Weight per piece (excluding packing)	61.9 g
Customs tariff number	85444290
Country of origin	DE

CABLE-D- 9SUB/M/OE/0,25/S/0,5M - Cable



2926360

<https://www.phoenixcontact.com/gb/products/2926360>

Technical data

Product properties

Product type	System cable
--------------	--------------

Environmental and real-life conditions

Ambient conditions

Degree of protection	IP20
Degree of protection (Installation location)	≥ IP54 (Installation location)
Ambient temperature (operation)	-40 °C ... 70 °C (fixed installation) -10 °C ... 70 °C (flexible installation)
Ambient temperature (storage/transport)	-40 °C ... 80 °C
Altitude	≤ 2000 m

Electrical properties

Operating voltage (AC)	≤ 30 V AC
Operating voltage (DC)	≤ 60 V DC
Nominal operating mode	100% operating factor
Current (Per path)	≤ 2 A (Uncoiled, see derating)

Cable/line

Cable length	0.5 m
--------------	-------

9X0.25 [PVC]

UL AWM Style	2464/1061
Number of positions	9
Shielded	yes
Cable type	9X0.25 [PVC]
Conductor type	Assembled shielded round cable
Conductor structure signal line	14x 0.15 mm
AWG signal line	24
Conductor cross section	9x 0.25 mm ²
Wire diameter incl. insulation	1.2 mm ±0.05 mm
External cable diameter	6.70 mm ±0.5 mm
Outer sheath, material	Semi-rigid PVC
External sheath, color	gray
Conductor material	Bare Cu litz wires
Cable resistance	≤ 80 Ω/km (20 °C)
Insulation resistance	≥ 20 MΩ*km (20 °C)
Nominal voltage, cable	300 V AC/DC
Smallest bending radius, fixed installation	58 mm
Smallest bending radius, movable installation	108 mm
Dynamic load capacity (bending)	Max. bending cycles: 5000 (at a radius of ≥ 15x outside diameter)

CABLE-D- 9SUB/M/OE/0,25/S/0,5M - Cable



2926360

<https://www.phoenixcontact.com/gb/products/2926360>


Halogen-free	no
Flame resistance	IEC 60332-1-2 (raw cable)
	VDE 0842, Part 332-1-2 (raw cable)
	IEC 60332-3-22 (raw cable)
	UL VW-1
	CSA FT-1
Resistance to oil	can withstand occasional splashes (raw cable)

Color code

white	D-SUB9 (1) = ()
brown	D-SUB9 (2) = ()
green	D-SUB9 (3) = ()
yellow	D-SUB9 (4) = ()
gray	D-SUB9 (5) = ()
pink	D-SUB9 (6) = ()
blue	D-SUB9 (7) = ()
red	D-SUB9 (8) = ()
black	D-SUB9 (9) = ()

Connection data

Connection 1

Connection method	Single wires
Stripping length (Sheath)	≈  mm
Number of positions	9
Note	The wires are marked and fitted with ferrules. The braided shield is routed to a separate cable end.

Connection 2

Connection in acc. with standard	IEC 60807-2
	DIN 41652
Connection method	D-SUB pin strip
Screw thread	UNC 4-40
Number of connections	1
Number of positions	9
Tightening torque	0.2 Nm
Insertion/withdrawal cycles	> 200
Pitch	2.74 mm

Notes

Notes on operation	No additional touch protection is required when using a SELV/PELV voltage (≤30 V AC or 60 V DC).
Notes on operation	For proper use, the specifications of the installation directive (see Downloads) must be observed. For applications or use with third-party products, the specifications, and the safety and warning instructions of the respective third-party manufacturer must also be met.

CABLE-D- 9SUB/M/OE/0,25/S/0,5M - Cable

2926360

<https://www.phoenixcontact.com/gb/products/2926360>

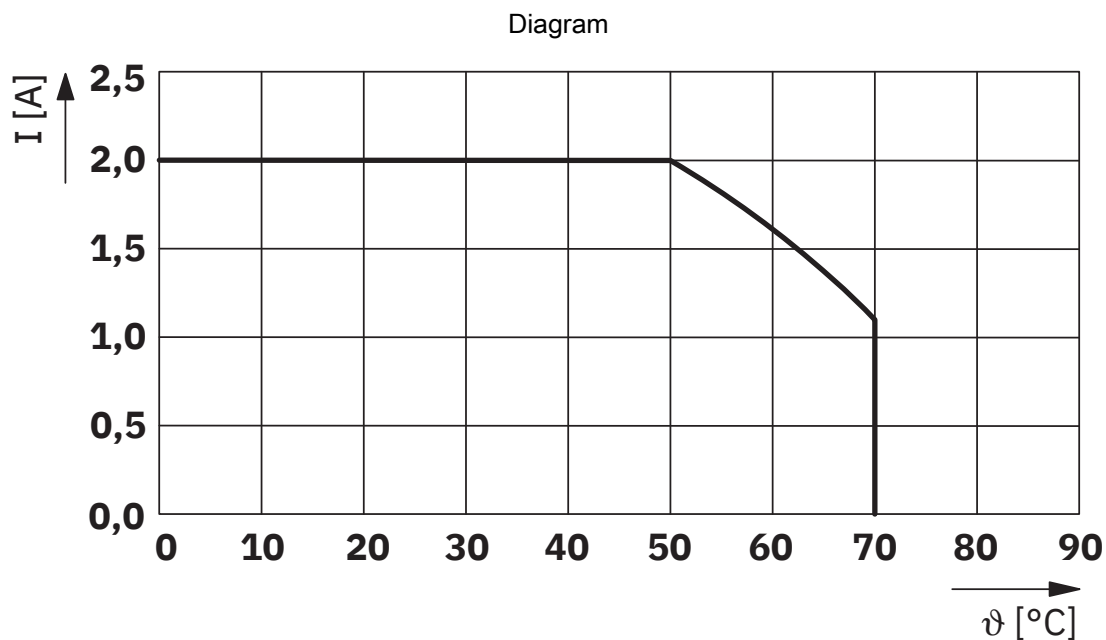


Drawings

Schematic diagram



Shield



Maximum permissible current per path in uncoiled state

CABLE-D- 9SUB/M/OE/0,25/S/0,5M - Cable




2926360


<https://www.phoenixcontact.com/gb/products/2926360>

Approvals


To download certificates, visit the product detail page: <https://www.phoenixcontact.com/gb/products/2926360>

 CSA Approval ID: 70002966				
	Nominal voltage U _N	Nominal current I _N	Cross section AWG	Cross section mm ²
	125 V	1 A	-	-

 cUL Recognized Approval ID: E238705				
	Nominal voltage U _N	Nominal current I _N	Cross section AWG	Cross section mm ²
	125 V	2 A	-	-

 UL Recognized Approval ID: E238705				
	Nominal voltage U _N	Nominal current I _N	Cross section AWG	Cross section mm ²
	125 V	2 A	-	-

 EAC Approval ID: RU*-DE.HB*35.B00385				
--	--	--	--	--

 cULus Listed Approval ID: E238705 V22/S5				
--	--	--	--	--

CABLE-D- 9SUB/M/OE/0,25/S/0,5M - Cable



2926360

<https://www.phoenixcontact.com/gb/products/2926360>

Classifications

ECLASS

ECLASS-13.0	27242220
-------------	----------

ETIM

ETIM 9.0	EC000237
----------	----------

UNSPSC

UNSPSC 21.0	26121600
-------------	----------

CABLE-D- 9SUB/M/OE/0,25/S/0,5M - Cable



2926360

<https://www.phoenixcontact.com/gb/products/2926360>

Environmental product compliance

EU RoHS

Fulfills EU RoHS substance requirements	Yes
Exemption	6(a)

China RoHS

Environment friendly use period (EFUP)	EFUP-50
	An article-related China RoHS declaration table can be found in the download area for the respective article under "Manufacturer declaration". For all articles with EFUP-E, no China RoHS declaration table issued and required.

EU REACH SVHC

REACH candidate substance (CAS No.)	Lead(CAS: 7439-92-1)
SCIP	ce977f02-b1a2-4469-bc17-882761c91f63

Phoenix Contact 2025 © - all rights reserved

<https://www.phoenixcontact.com>

PHOENIX CONTACT Ltd
Halesfield 13, Telford
Shropshire, TF7 4PG
01952 681700
info@phoenixcontact.co.uk