

FLKMIL-50/4FLK14/EZ-DR/ 500/CS - Cable



2306977

<https://www.phoenixcontact.com/gb/products/2306977>

Please be informed that the data shown in this PDF document is generated from our online catalog. Please find the complete data in the user documentation. Our general terms of use for downloads are valid.



Assembled shielded round cable; controller: Yokogawa CS3000 CentumVP (ADV561, ADV161); connection 1: IDC/FLK socket strip (1x 50-position); connection 2: IDC/FLK socket strip (4x 14-position); cable length: 5 m

Commercial data

Item number	2306977
Packing unit	1 pc
Minimum order quantity	1 pc
Note	Made to order (non-returnable)
Sales key	DK221N
Product key	DK221N
GTIN	4017918965778
Weight per piece (including packing)	786.1 g
Weight per piece (excluding packing)	786.1 g
Customs tariff number	85444290
Country of origin	DE

2306977

<https://www.phoenixcontact.com/gb/products/2306977>

Technical data

Product properties

Product type	System cable
--------------	--------------

Environmental and real-life conditions

Ambient conditions

Degree of protection	IP00
Degree of protection (Installation location)	≥ IP54 (Installation location)
Ambient temperature (operation)	-40 °C ... 70 °C (fixed installation) -10 °C ... 70 °C (flexible installation)
Ambient temperature (storage/transport)	-40 °C ... 80 °C
Altitude	≤ 2000 m

Electrical properties

Operating voltage (DC)	≤ 30 V DC
Nominal operating mode	100% operating factor
Current (Per path)	≤ 500 mA (uncoiled)

Supported controller YOKOGAWA CS3000 CentumVP

Suitable I/O card	ADV161 ADV561
-------------------	------------------

Supported controller YOKOGAWA STARDOM

Suitable I/O card	NFDV161 NFDV561
-------------------	--------------------

Cable/line

Cable length	5 m
--------------	-----

40X0.14 [PVC]

UL AWM Style	2464/1061
Number of positions	40
Shielded	yes
Cable type	40X0.14 [PVC]
Conductor type	Assembled shielded round cable
Conductor structure signal line	7x 0.16 mm
AWG signal line	26
Conductor cross section	40x 0.14 mm ²
Wire diameter incl. insulation	1 mm ±0.03 mm
External cable diameter	9.80 mm ±0.3 mm
Outer sheath, material	Semi-rigid PVC
External sheath, color	gray
Conductor material	Tin-plated Cu litz wires

FLKMIL-50/4FLK14/EZ-DR/ 500/CS - Cable



2306977

<https://www.phoenixcontact.com/gb/products/2306977>

Cable resistance	≤ 145 Ω/km (at 20 °C)
Insulation resistance	≥ 20 MΩ*km (20 °C)
Smallest bending radius, fixed installation	101 mm
Smallest bending radius, movable installation	182 mm
Dynamic load capacity (bending)	Max. bending cycles: 5000 (at a radius of ≥ 18x outside diameter)
Halogen-free	no
Flame resistance	IEC 60332-1-2 (raw cable)
	VDE 0842, Part 332-1-2 (raw cable)
	IEC 60332-3-22 (raw cable)
	UL VW-1
	CSA FT-1
Resistance to oil	can withstand occasional splashes (raw cable)
Cable type	Splitting cable for four modules

Connection data

Connection 1

Connection in acc. with standard	IEC 60603-13 (in compliance)
Connection method	IDC/FLK socket strip
Number of connections	1
Number of positions	50
Insertion/withdrawal cycles	> 50
Pitch	2.54 mm

Connection 2

Connection in acc. with standard	IEC 60603-13 (in compliance)
Connection method	IDC/FLK socket strip
Number of connections	4
Number of positions	14
Insertion/withdrawal cycles	> 50
Pitch	2.54 mm

Notes

Notes on operation	For proper use, the specifications of the installation directive (see Downloads) must be observed. For applications or use with third-party products, the specifications, and the safety and warning instructions of the respective third-party manufacturer must also be met.
--------------------	--

FLKMIL-50/4FLK14/EZ-DR/ 500/CS - Cable



2306977

<https://www.phoenixcontact.com/gb/products/2306977>

Drawings

Connection diagram

50-pos. connector to the I/O card		4 x 14-pos. connector to the module	Wire color
1	Byte 0	1	black
3		2	brown
5		3	red
7		4	orange
9		5	yellow
11		6	green
13		7	blue
15		8	Violet
41		9	gray
39		10	White
17	Byte 1	1	white-black
19		2	white-brown
21		3	white-red
23		4	white-orange
25		5	White-yellow
27		6	white-green
29		7	white-blue
31		8	white-violet
43		9	white-gray
37		10	brown-black
2	Byte 2	1	brown-red
4		2	brown-orange
6		3	brown-yellow
8		4	brown-green
10		5	brown-blue
12		6	brown-violet
14		7	brown-gray
16		8	brown-white
42		9	green-black
36		10	green-brown
18	Byte 3	1	green-red
20		2	green-orange
22		3	green-blue
24		4	green-violet
26		5	green-gray
28		6	green-white
30		7	yellow-black
32		8	yellow-brown
44		9	yellow-red
34		10	yellow-orange

FLKMIL-50/4FLK14/EZ-DR/ 500/CS - Cable




2306977


<https://www.phoenixcontact.com/gb/products/2306977>


Approvals

To download certificates, visit the product detail page: <https://www.phoenixcontact.com/gb/products/2306977>



EAC
Approval ID: RU*-DE.HB*35.B00385

	UL Listed Approval ID: E238705			
	Nominal voltage U_N	Nominal current I_N	Cross section AWG	Cross section mm^2
	125 V	0.5 A	-	-

	cUL Listed Approval ID: E238705			
	Nominal voltage U_N	Nominal current I_N	Cross section AWG	Cross section mm^2
	125 V	0.5 A	-	-

FLKMIL-50/4FLK14/EZ-DR/ 500/CS - Cable



2306977

<https://www.phoenixcontact.com/gb/products/2306977>

Classifications

ECLASS

ECLASS-13.0	27242220
-------------	----------

ETIM

ETIM 9.0	EC000237
----------	----------

UNSPSC

UNSPSC 21.0	26121600
-------------	----------

FLKMIL-50/4FLK14/EZ-DR/ 500/CS - Cable



2306977

<https://www.phoenixcontact.com/gb/products/2306977>

Environmental product compliance

EU RoHS

Fulfills EU RoHS substance requirements	Yes, No exemptions
---	--------------------

China RoHS

Environment friendly use period (EFUP)	EFUP-E
	No hazardous substances above the limits

EU REACH SVHC

REACH candidate substance (CAS No.)	No substance above 0.1 wt%
-------------------------------------	----------------------------

Phoenix Contact 2025 © - all rights reserved
<https://www.phoenixcontact.com>

PHOENIX CONTACT Ltd
Halesfield 13, Telford
Shropshire, TF7 4PG
01952 681700
info@phoenixcontact.co.uk