

CABLE-D37F/FLK50/10,0M/ETHA - Cable



1222255

<https://www.phoenixcontact.com/gb/products/1222255>

Please be informed that the data shown in this PDF document is generated from our online catalog. Please find the complete data in the user documentation. Our general terms of use for downloads are valid.



Round cable set; controller: Siemens SIMATIC® ET 200SP HA; connection 1: D-SUB socket strip (1x 37-position); connection 2: IDC/FLK socket strip (1x 50-position); cable length: 10 m

Commercial data

Item number	1222255
Packing unit	1 pc
Minimum order quantity	1 pc
Note	Made to order (non-returnable)
Sales key	DK226S
Product key	DK226S
GTIN	4063151312077
Weight per piece (including packing)	1,730 g
Weight per piece (excluding packing)	22.22 g
Customs tariff number	85444290
Country of origin	DE

CABLE-D37F/FLK50/10,0M/ETHA - Cable



1222255

<https://www.phoenixcontact.com/gb/products/1222255>

Technical data

Product properties

Product type	System cable
--------------	--------------

Environmental and real-life conditions

Ambient conditions

Degree of protection	IP00
Degree of protection (Installation location)	≥ IP54 (Installation location)
Ambient temperature (operation)	-40 °C ... 70 °C (fixed installation) -10 °C ... 70 °C (flexible installation)
Ambient temperature (storage/transport)	-40 °C ... 80 °C
Altitude	≤ 2000 m

Electrical properties

Operating voltage (AC)	≤ 30 V AC
Operating voltage (DC)	≤ 60 V DC
Nominal operating mode	100% operating factor
Current (Per path, 50°C)	≤ 1 A (Uncoiled, see derating)
Current (Per path, 70°C)	≤ 0.6 A (Uncoiled, see derating)

Supported controller SIEMENS ET 200SP HA

Suitable terminal block	6DL1193-6TP00-0BH1
	6DL1193-6TP00-0DH1
	6DL1193-6TP00-0BM1
	6DL1193-6TP00-0DM1
Suitable I/O module	6DL1131-6BL00-0PH1 (Terminal Block H1/M1)
	6DL1132-6BL00-0PH1 (Terminal Block H1/M1)

Cable/line

Cable length	10 m
--------------	------

50X0.14 [PVC]

UL AWM Style	2464/1061
Number of positions	50
Shielded	no
Cable type	50X0.14 [PVC]
Conductor type	Round cable set
Conductor structure signal line	7x 0.16 mm
AWG signal line	26
Conductor cross section	50x 0.14 mm ²
Wire diameter incl. insulation	1 mm ±0.03 mm
External cable diameter	10.30 mm ±0.4 mm
Outer sheath, material	Semi-rigid PVC

CABLE-D37F/FLK50/10,0M/ETHA - Cable



1222255

<https://www.phoenixcontact.com/gb/products/1222255>

External sheath, color	gray
Conductor material	Tin-plated Cu litz wires
Cable resistance	$\leq 145 \Omega/\text{km}$ (20 °C)
Insulation resistance	$\geq 20 \text{ M}\Omega \cdot \text{km}$ (20 °C)
Smallest bending radius, fixed installation	86 mm
Smallest bending radius, movable installation	161 mm
Dynamic load capacity (bending)	Max. bending cycles: 5000 (at a radius of $\geq 15 \times$ outside diameter)
Halogen-free	no
Flame resistance	IEC 60332-1-2 (raw cable)
	VDE 0842, Part 332-1-2 (raw cable)
	IEC 60332-3-22 (raw cable)
	UL VW-1
	CSA FT-1
Resistance to oil	can withstand occasional splashes (raw cable)
Cable type	Cable for one module

Color code

black	IDC/FLK50 (1) = D-SUB37 (17)
brown	IDC/FLK50 (2) = D-SUB37 (17)
red	IDC/FLK50 (3) = D-SUB37 (1)
orange	IDC/FLK50 (4) = D-SUB37 (2)
yellow	IDC/FLK50 (5) = D-SUB37 (3)
green	IDC/FLK50 (6) = D-SUB37 (4)
blue	IDC/FLK50 (7) = D-SUB37 (5)
violet	IDC/FLK50 (8) = D-SUB37 (6)
gray	IDC/FLK50 (9) = D-SUB37 (7)
white	IDC/FLK50 (10) = D-SUB37 (8)
white-black	IDC/FLK50 (11) = D-SUB37 (36)
white-brown	IDC/FLK50 (12) = D-SUB37 (36)
white-red	IDC/FLK50 (13) = D-SUB37 (17)
white-orange	IDC/FLK50 (14) = D-SUB37 (17)
white-yellow	IDC/FLK50 (15) = D-SUB37 (9)
white-green	IDC/FLK50 (16) = D-SUB37 (10)
white-blue	IDC/FLK50 (17) = D-SUB37 (11)
white-violet	IDC/FLK50 (18) = D-SUB37 (12)
white-gray	IDC/FLK50 (19) = D-SUB37 (13)
brown-black	IDC/FLK50 (20) = D-SUB37 (14)
brown-red	IDC/FLK50 (21) = D-SUB37 (15)
brown-orange	IDC/FLK50 (22) = D-SUB37 (16)
brown-yellow	IDC/FLK50 (23) = D-SUB37 (36)
brown-green	IDC/FLK50 (24) = D-SUB37 (36)
brown-blue	IDC/FLK50 (25) = D-SUB37 (18)
brown-violet	IDC/FLK50 (26) = D-SUB37 (18)

CABLE-D37F/FLK50/10,0M/ETHA - Cable



1222255

<https://www.phoenixcontact.com/gb/products/1222255>

brown-gray	IDC/FLK50 (27) = D-SUB37 (20)
brown-white	IDC/FLK50 (28) = D-SUB37 (21)
green-black	IDC/FLK50 (29) = D-SUB37 (22)
green-brown	IDC/FLK50 (30) = D-SUB37 (23)
green-red	IDC/FLK50 (31) = D-SUB37 (24)
green-orange	IDC/FLK50 (32) = D-SUB37 (25)
green-blue	IDC/FLK50 (33) = D-SUB37 (26)
green-violet	IDC/FLK50 (34) = D-SUB37 (27)
green-gray	IDC/FLK50 (35) = D-SUB37 (37)
green-white	IDC/FLK50 (36) = D-SUB37 (37)
yellow-black	IDC/FLK50 (37) = D-SUB37 (18)
yellow-brown	IDC/FLK50 (38) = D-SUB37 (18)
yellow-red	IDC/FLK50 (39) = D-SUB37 (28)
yellow-orange	IDC/FLK50 (40) = D-SUB37 (29)
yellow-blue	IDC/FLK50 (41) = D-SUB37 (30)
yellow-violet	IDC/FLK50 (42) = D-SUB37 (31)
yellow-gray	IDC/FLK50 (43) = D-SUB37 (32)
yellow-white	IDC/FLK50 (44) = D-SUB37 (33)
gray-black	IDC/FLK50 (45) = D-SUB37 (34)
gray-brown	IDC/FLK50 (46) = D-SUB37 (35)
gray-red	IDC/FLK50 (47) = D-SUB37 (37)
gray-orange	IDC/FLK50 (48) = D-SUB37 (37)

Connection data

Connection 1

Connection in acc. with standard	IEC 60807-2
	DIN 41652
Connection method	D-SUB socket strip
Screw thread	UNC 4-40
	M2,5
Number of connections	1
Number of positions	37
Tightening torque	0.2 Nm
Insertion/withdrawal cycles	> 200
Pitch	2.77 mm

Connection 2

Connection in acc. with standard	IEC 60603-13 (in compliance)
Connection method	IDC/FLK socket strip
Number of connections	1
Number of positions	50
Insertion/withdrawal cycles	> 50
Pitch	2.54 mm

CABLE-D37F/FLK50/10,0M/ETHA - Cable



1222255

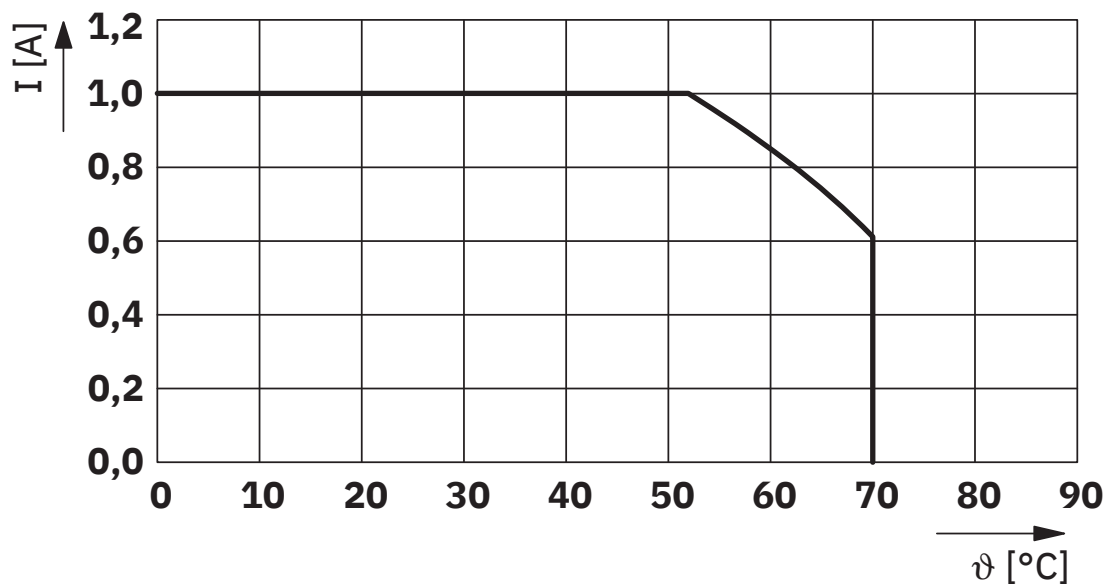
<https://www.phoenixcontact.com/gb/products/1222255>

Notes

Notes on operation	For proper use, the specifications of the installation directive (see Downloads) must be observed. For applications or use with third-party products, the specifications, and the safety and warning instructions of the respective third-party manufacturer must also be met.
--------------------	--

Drawings

Diagram



Maximum permissible current per path in uncoiled state

CABLE-D37F/FLK50/10,0M/ETHA - Cable




1222255


<https://www.phoenixcontact.com/gb/products/1222255>


Approvals

To download certificates, visit the product detail page: <https://www.phoenixcontact.com/gb/products/1222255>



EAC
Approval ID: RU*-DE.HB*35.B00385

	UL Listed Approval ID: E238705			
	Nominal voltage U_N	Nominal current I_N	Cross section AWG	Cross section mm^2
	125 V	1 A	-	-

	cUL Listed Approval ID: E238705			
	Nominal voltage U_N	Nominal current I_N	Cross section AWG	Cross section mm^2
	125 V	1 A	-	-

CABLE-D37F/FLK50/10,0M/ETHA - Cable



1222255

<https://www.phoenixcontact.com/gb/products/1222255>

Classifications

ECLASS

ECLASS-13.0	27242220
-------------	----------

ETIM

ETIM 9.0	EC000237
----------	----------

UNSPSC

UNSPSC 21.0	26121600
-------------	----------

CABLE-D37F/FLK50/10,0M/ETHA - Cable



1222255

<https://www.phoenixcontact.com/gb/products/1222255>

Environmental product compliance

EU RoHS

Fulfills EU RoHS substance requirements	Yes
Exemption	6(c)

China RoHS

Environment friendly use period (EFUP)	EFUP-50
	An article-related China RoHS declaration table can be found in the download area for the respective article under "Manufacturer declaration". For all articles with EFUP-E, no China RoHS declaration table issued and required.

EU REACH SVHC

REACH candidate substance (CAS No.)	Lead(CAS: 7439-92-1)
SCIP	497c0e5b-5e4d-48d5-9512-d31ec855cc09

Phoenix Contact 2025 © - all rights reserved

<https://www.phoenixcontact.com>

PHOENIX CONTACT Ltd
Halesfield 13, Telford
Shropshire, TF7 4PG
01952 681700
info@phoenixcontact.co.uk