

# CABLE-D 9SUB/B/B/HF/S/ 2,0M - Cable



1066588

<https://www.phoenixcontact.com/gb/products/1066588>

Please be informed that the data shown in this PDF document is generated from our online catalog. Please find the complete data in the user documentation. Our general terms of use for downloads are valid.



Assembled, shielded, halogen-free round cable; connection 1: D-SUB socket strip (1x 9-position); connection 2: D-SUB socket strip (1x 9-position); cable length: 2 m

## Commercial data

Item number	1066588
Packing unit	1 pc
Minimum order quantity	1 pc
Note	Made to order (non-returnable)
Sales key	DK2258
Product key	DK2258
Catalog page	Page 573 (C-5-2019)
GTIN	4055626732572
Weight per piece (including packing)	189 g
Weight per piece (excluding packing)	189 g
Customs tariff number	85444290
Country of origin	DE

# CABLE-D 9SUB/B/B/HF/S/ 2,0M - Cable



1066588

<https://www.phoenixcontact.com/gb/products/1066588>

## Technical data

### Product properties

Product type	System cable
--------------	--------------

### Environmental and real-life conditions

#### Ambient conditions

Degree of protection	IP20
Degree of protection (Installation location)	≥ IP54 (Installation location)
Ambient temperature (operation)	-40 °C ... 70 °C (fixed installation) -10 °C ... 70 °C (flexible installation)
Ambient temperature (storage/transport)	-40 °C ... 80 °C
Altitude	≤ 2000 m

### Electrical properties

Operating voltage (AC)	≤ 30 V AC
Operating voltage (DC)	≤ 60 V DC
Nominal operating mode	100% operating factor
Current (Per path)	≤ 2 A (Uncoiled, see derating)

### Cable/line

Cable length	2 m
UL AWM Style	21946
Shielded	yes
Conductor type	Assembled, shielded, halogen-free round cable
Conductor structure signal line	14x 0.15 mm
AWG signal line	24
Conductor cross section	9x 0.25 mm <sup>2</sup>
Wire diameter incl. insulation	1.2 mm ±0.05 mm
External cable diameter	6.70 mm ±0.5 mm
Outer sheath, material	Halogen-free sheath
External sheath, color	gray
Conductor material	Bare Cu litz wires
Cable resistance	≤ 80 Ω/km (at 20 °C)
Insulation resistance	≥ 20 MΩ*km (at 20 °C)
Smallest bending radius, fixed installation	58 mm
Smallest bending radius, movable installation	108 mm
Dynamic load capacity (bending)	Max. bending cycles: 5000 (at a radius of ≥ 15x outside diameter)
Halogen-free	yes
Flame resistance	IEC 60332-1-2 (raw cable) VDE 0842, Part 332-1-2 (raw cable) IEC 60332-3-22 (raw cable)

# CABLE-D 9SUB/B/B/HF/S/ 2,0M - Cable



1066588

<https://www.phoenixcontact.com/gb/products/1066588>

Resistance to oil	can withstand occasional splashes (raw cable)
-------------------	---

## Color code

white	D-SUB9 (1) = D-SUB9 (1)
brown	D-SUB9 (2) = D-SUB9 (2)
green	D-SUB9 (3) = D-SUB9 (3)
yellow	D-SUB9 (4) = D-SUB9 (4)
gray	D-SUB9 (5) = D-SUB9 (5)
pink	D-SUB9 (6) = D-SUB9 (6)
blue	D-SUB9 (7) = D-SUB9 (7)
red	D-SUB9 (8) = D-SUB9 (8)
black	D-SUB9 (9) = D-SUB9 (9)

## Connection data

### Connection 1

Connection in acc. with standard	IEC 60807-2 DIN 41652
Connection method	D-SUB socket strip
Screw thread	UNC 4-40
Number of connections	1
Number of positions	9
Tightening torque	0.2 Nm
Insertion/withdrawal cycles	> 200
Pitch	2.74 mm

### Connection 2

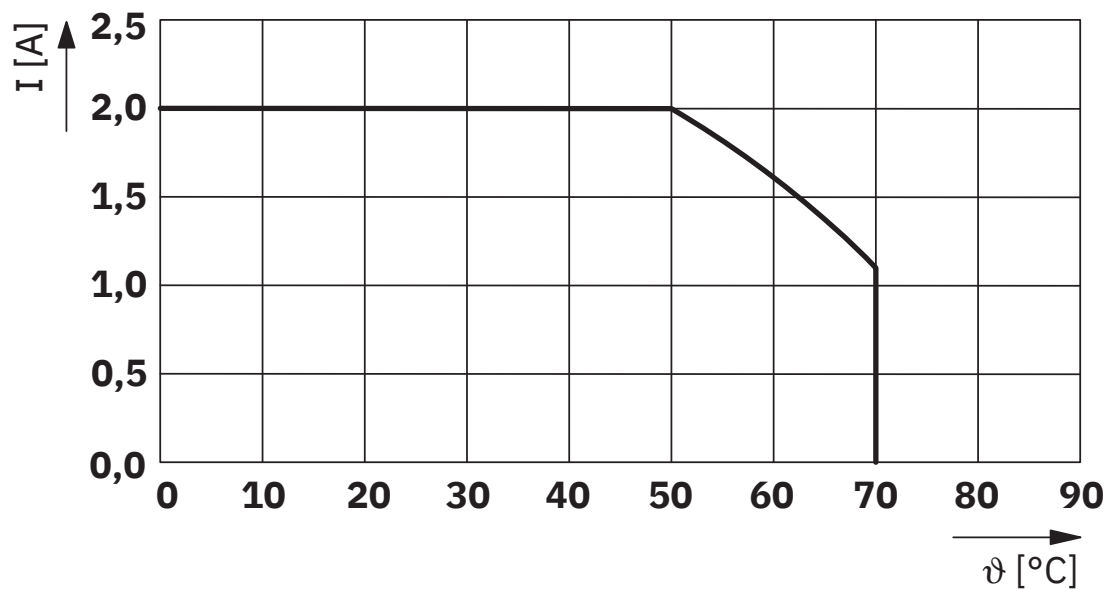
Connection in acc. with standard	IEC 60807-2 DIN 41652
Connection method	D-SUB socket strip
Screw thread	UNC 4-40
Number of connections	1
Number of positions	9
Tightening torque	0.2 Nm
Insertion/withdrawal cycles	> 200
Pitch	2.74 mm

## Notes

Notes on operation	For proper use, the specifications of the installation directive (see Downloads) must be observed. For applications or use with third-party products, the specifications, and the safety and warning instructions of the respective third-party manufacturer must also be met.
--------------------	--

## Drawings

Diagram



Maximum permissible current per path in uncoiled state

# CABLE-D 9SUB/B/B/HF/S/ 2,0M - Cable





1066588


<https://www.phoenixcontact.com/gb/products/1066588>

## Approvals


To download certificates, visit the product detail page: <https://www.phoenixcontact.com/gb/products/1066588>

 <b>CSA</b> Approval ID: 70002966				
	Nominal voltage U <sub>N</sub>	Nominal current I <sub>N</sub>	Cross section AWG	Cross section mm <sup>2</sup>
	125 V	1 A	-	-

 <b>cUL Recognized</b> Approval ID: E238705				
	Nominal voltage U <sub>N</sub>	Nominal current I <sub>N</sub>	Cross section AWG	Cross section mm <sup>2</sup>
	125 V	1 A	-	-

 <b>UL Recognized</b> Approval ID: E238705				
	Nominal voltage U <sub>N</sub>	Nominal current I <sub>N</sub>	Cross section AWG	Cross section mm <sup>2</sup>
	125 V	1 A	-	-

 <b>EAC</b> Approval ID: RU*-DE.HB*35.B00385				
--	--	--	--	--

 <b>cULus Listed</b> Approval ID: E238705 V22/S5				
--	--	--	--	--

# CABLE-D 9SUB/B/B/HF/S/ 2,0M - Cable



1066588

<https://www.phoenixcontact.com/gb/products/1066588>

## Classifications

### ECLASS

ECLASS-13.0	27242220
-------------	----------

### ETIM

ETIM 9.0	EC000237
----------	----------

### UNSPSC

UNSPSC 21.0	26121600
-------------	----------

# CABLE-D 9SUB/B/B/HF/S/ 2,0M - Cable



1066588

<https://www.phoenixcontact.com/gb/products/1066588>

## Environmental product compliance

### EU RoHS

Fulfills EU RoHS substance requirements	Yes
Exemption	6(a)

### China RoHS

Environment friendly use period (EFUP)	EFUP-50
	An article-related China RoHS declaration table can be found in the download area for the respective article under "Manufacturer declaration". For all articles with EFUP-E, no China RoHS declaration table issued and required.

### EU REACH SVHC

REACH candidate substance (CAS No.)	Lead(CAS: 7439-92-1)
SCIP	1026321b-db22-4221-889f-fb4166de2f0f

Phoenix Contact 2025 © - all rights reserved

<https://www.phoenixcontact.com>

PHOENIX CONTACT Ltd  
Halesfield 13, Telford  
Shropshire, TF7 4PG  
01952 681700  
[info@phoenixcontact.co.uk](mailto:info@phoenixcontact.co.uk)