Casing

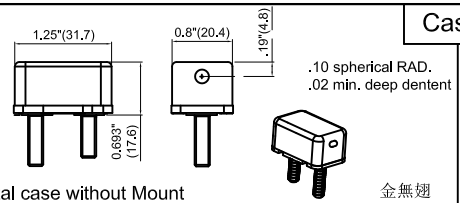

1 Metal case without Mount 金無翅

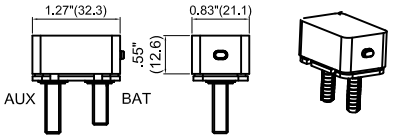

6 Plastic without Mount 塑無翅

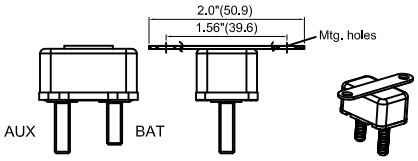

2 Metal with Horizontal Mounting bracket 金橫翅

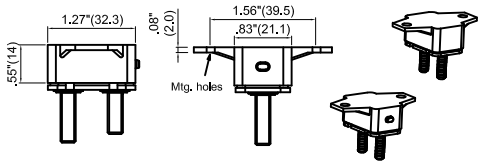

7 Plastic with Horizontal Mounting bracket 塑橫翅

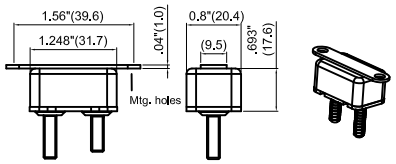

3 Metal with Parallel Mounting bracket 金縱翅

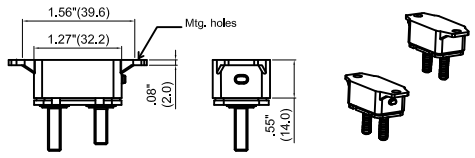

8 Plastic with Parallel Mounting bracket 塑縱翅

4 金單縱 5 塑單縱

Metal or Plastic with Single parallel mounting bracket

9 金單橫 0 塑單橫

Metal or Plastic with Single horizontal mounting bracket

E5x8C

- Color code
  - 05-5A: LT. brown
  - 10-10A: red
  - 15-15A: blue
  - 20-20A: yellow
  - 25-25A: gray
  - 30-30A: green
  - 40-40A: orange
  - 50-50A: black

E5x2C

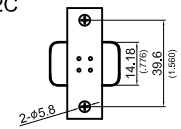

x=1, T1
x=2, T2

E5x3C

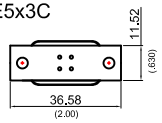

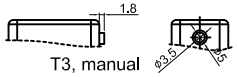

T3, manual

Print:
Ta / bbA / ccV
a=1,2,3 bb=05~50 cc=12/24
week code print, wwyy
ww showing in week code.
yy showing in year code.
AA: 2010, AB: 2011.....AJ: 2019
K: 2020, L: 2021.....

5 Terminal

Tolerance: +/- 0.5mm

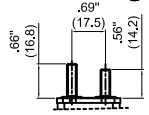

A Two 10-32 studs: .66"(AUX); .56"(BAT) 長短

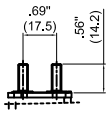

B Two 10-32 studs: .56"(AUX&BAT) 双短

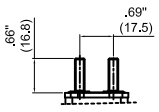

C Two 10-32 studs: .66"(AUX&BAT) 双長

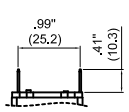

D Two .25" Q.C. (AUX&BAT) 双快插

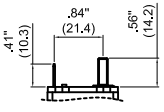

E One .25" Q.C.(AUX); One 10-32 stud(BAT) 短單插

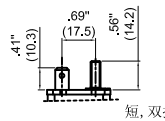

短, 双插

H Double .25" Q.C.(AUX); One 10-32 stud (BAT)

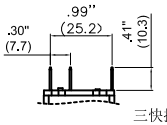

三快插

J Double .25" Q.C.(AUX); Single .25" Q.C. (BAT)

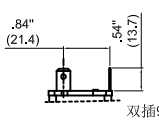

双插90

K Two .25" Q.C.(AUX&BAT) Perpendicular Orientation

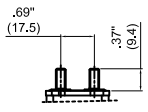

L Two 10-32 studs: (AUX&BAT) 双超短

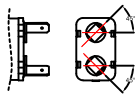

M Two .25" Q.C. by 45 degree 双插45

AEV	Item	Date	Description	Revised By
A/2	1	03.03.14	Change logo and brand name.	
	2			

E	5			—			—				—	X	Y

① Series ② case ③ Rating ④ Voltage ⑤ Terminal ⑥ Mtg. holes x:pack code

option, C: rectangular bracket (for metal case)
C: color plastic case
S: SS ter./nut with watertight cap

0 - std, neutral mark
1 - std. Gloso mark
2 - blank, no any mark
y - consult factory for special mark

① Series
51: Type1, Auto reset
52: Type2, Modified reset, (metal cover only by silver color)
53: Type3, Manual reset (plastic cover only)

② Case
1: Metal, without mount
2: Metal, with horizontal mounting bracket
3: Metal, with parallel mounting bracket
4,5: Metal or Plastic, with single parallel mount
6: Plastic, without mount
7: Plastic, with horizontal mounting bracket
8: Plastic, with parallel mounting bracket
9,0: Metal or Plastic, with single horizontal mount

③ Rating 05~50A

④ Voltage
1: 125Vac 2: 250Vac
4: 6-14Vdc 8: 28Vdc

⑤ Terminal, Stud : 10-32" (max. 50A)
Quick connector: 0.25" (max. 30A)
A, B, C, D, E, H, J, K, L, M

⑥ Mtg. holes
0: no bracket
3: 0.140 dia.
5: 0.196 dia.
6: 0.237 dia. (for metal)
0.228 dia. (for plastic)
7: 0.265 dia.

Specification,
Single pole Thermal Type Breakers
Rating: 5-50A, 14Vdc, 28Vdc (for T2 and T3)
8A below medium delay, must trip @ 150%
Interrupt Rating: (branch circuit protection)
2.5KA @ 12Vdc
Operating Temperature Rating:
-40F(-40C) to 185F(85C)
Storage Temperature Rating:
-40F(-40C) to 260F(125C)
Materials:
Black UL rate thermoplastic body,
(thermo set for T2 body & button);
Cover is gray thermoplastic or steel, T1-gold, T2-sliver
Marking:
Custom marking available. Consult factory for option.
Terminal:
#10-32 thread and quick-connector available.
Torque rating: 24in-lb (2.7Nm) max.
Mounting torque rating:
Plastic cover-15in-lb(1.7Nm);
Metal cover-30in-lb(3.4Nm)
Ingress Protection rating:
IP66 on plastic cover (except for terminal)
Compliance : SAE J553; SAE J1171
(consult factory for Ignition protection rating).

	100%	150%	200%	300%
Less than 25A	> 1,800 sec	< 600 sec.	5 ~ 40 sec.	2 ~ 8 sec.
Over 30A	> 1,800 sec	< 600 sec.	10 ~ 50 sec.	4 ~ 12 sec.

URL @ UL file no. E482018

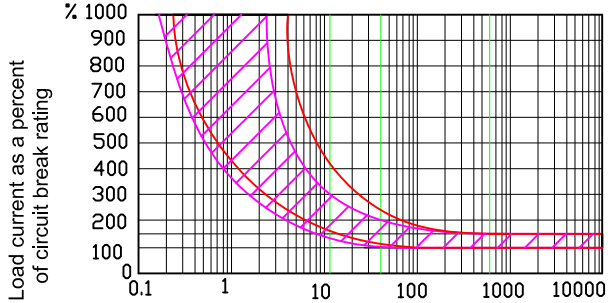

Trip curves are specified of 25℃/77℉

Derating Factor	
0 ℃	x 1.46
10 ℃	x 1.35
15 ℃	x 1.14
18 ℃	x 1.11
25 ℃	x 1.00
32 ℃	x 0.92
40 ℃	x 0.82
50 ℃	x 0.70
60 ℃	x 0.57

X: package code
- 0, KEPS nuts, bluk packed
- 1, KEPS nuts, assembled
- 2, KEPS nuts, assembled, boxed packed
- 3, KEPS nuts, assembled, blister packed
- 4, KEPS nuts, assembled, clam shell packed
- 5, Nylock nuts, bluk packed.
- 6, Nylock nuts, assembled.
- 7, PE packed, customization

Y: Customization code
- 0, Standard, neutral
- 1, Gloso mark
- 2, Blank, no any mark
- Y, Customization

0<6 ±0.2	50<120 ±0.5	Material		Parts no	E5 TYPE	GLOSOTECH YOUR POWER, PROTECTED		
6<18 ±0.3	120<250±0.6			Drawing by	宋铁强			
18<50 ±0.4	250<400 ±0.7	Date	03/03/20	Check by	万文			
Tolerance unless otherwise specified,unit in mm		Issue	A/4	Approve by	Jerry	Drawing no	E5－1	Model code E5系列