



Digi ConnectCore MP255 Development Kit

Complete development platform for intelligent, connected and secure embedded industrial products with a broad suite of tools and Linux software support

The **Digi ConnectCore® MP255 Development Kit** features a versatile, secure and cost-effective wireless system-on-module (SOM) designed for industrial applications and smart connected devices in a small and reliable form factor.

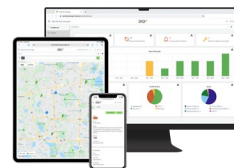
The Digi ConnectCore MP255 Development Kit provides fully integrated wireless connectivity, time-sensitive networking (TSN) in the compact SMTplus® form factor (30 x 30 mm), ideal for small portable devices and **Industry 4.0**. Built on the STM32MP255C microprocessor, the module adds a neural processing unit (NPU) and image signal processor (ISP) for edge AI and computer vision applications. The SOM is designed for maximum power efficiency to support battery-powered applications.

The scalable Digi ConnectCore MP2 module family provides a wide range of wireless connectivity options with pre-certified dual-band Wi-Fi 6 (tri-band 6E ready) 802.11ax and Bluetooth® 5.4, along with PCIe Gen2, USB 3.0, CAN-FD and Gigabit Ethernet with TSN support. In addition, it includes high-end graphics capabilities such as a 3D GPU, video encoder and decoder (VPU), high-resolution MIPI, LVDS or parallel display interfaces as well as a MIPI camera port with an ISP.

Digi ConnectCore MP25 offers industrial-rated design for longevity in demanding 24/7/365 operation and 10+ year product lifecycles, backed by Digi's industry-leading 3-year warranty. **Digi Embedded Yocto** combined with powerful **Digi ConnectCore Cloud Services**, **Digi ConnectCore Security Services** and **Expert Support**, makes Digi ConnectCore MP25 a complete solution for creating and maintaining secure connected devices throughout their lifecycle.

Digi ConnectCore SOM solutions provide built-in security with **Digi TrustFence®**, a fully integrated IoT security framework simplifying the process of securing connected devices.

Additional configuration support, certification assistance, custom design and build services with **Digi Wireless Design Services (WDS)** help get your products to market smarter and faster.



Connect this device with **Digi ConnectCore Cloud Services**. Create. Configure. Deploy. Manage.

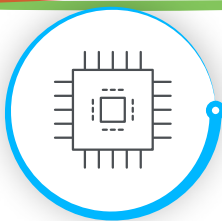
The kit includes:

- ✓ Digi ConnectCore MP255 development board with SOM
- ✓ Digi ConnectCore Cloud Services Premium 1-year license
- ✓ Console port cable
- ✓ Dual-band wireless antenna
- ✓ Power supply and accessories
- ✓ Reference designs and online documentation

PART NUMBER	DESCRIPTION
CC-WMP255-KIT	Digi ConnectCore MP255 Development Kit

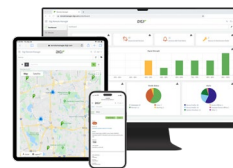
Key features, benefits and applications

- Industrial-grade, scalable, embedded SOM platform
- NPU and ISP providing edge AI and computer vision capabilities
- Pre-certified dual-band Wi-Fi 6 (tri-band 6E ready) 802.11ax and Bluetooth 5.4
- Power management with hardware and software support
- Digi SMTplus form factor (30 x 30 mm) for ultimate reliability
- Seamless cellular modem and **Digi XBee®** integration
- **Digi ConnectCore Cloud Services** for remote access, device management, OTA firmware updates and IoT application enablement
- Built-in **Digi TrustFence** device security, identity and privacy
- **Digi Embedded Yocto** Linux support
- Turnkey development services available from **Digi WDS**



DIGI CONNECTCORE MP255 DEVELOPMENT KIT

Specifications



Connect this device with
Digi ConnectCore Cloud Services.
Create. Configure. Deploy. Manage.

SPECIFICATIONS

DIGI CONNECTCORE MP255 SOM

FEATURES

APPLICATION PROCESSOR

STMicroelectronics® STM32MP255C, Arm® 64-bit dual Cortex®-A35 at 1.2 GHz
Cortex-M33 at 400 MHz with FPU/MPU
Cortex M0+ at 200 MHz in SmartRun domain

MEMORY

Up to 128 GB Flash (eMMC™), up to 2 GB DDR4 (16-bit)

PMIC

STMicroelectronics Power Management IC — STPMIC25A

ARTIFICIAL INTELLIGENCE

Neural Processing Unit (NPU) — VeriSilicon® at 800 MHz, 1.2 TOPS

VIDEO / GRAPHICS

3D GPU — VeriSilicon at 800 MHz; OpenGL® ES 3.2.8 — Vulkan 1.2; Open CL™ 3.0, OpenVX™ 1.3; up to 138 Mtriangle/s, 900 Mpixel/s
LCD-TFT controller, up to 24-bit digital RGB888; up to FHD (1920 x 1080) at 60 fps, 3 layers including a secure layer; YUV support, 90° output rotation
MIPI DSI®, 4x data lanes, up to 2.5 Gbit/s each; up to QXGA (2048 x 1536) at 60 fps
FPD-1 and OpenLDI JEIDA/VESA (LVDS), 1x link of 4x data lanes, up to 1.1 Gbit/s each, up to 1080p at 60 fps

CAMERA

Camera interface #1 (5 Mpixels at 30 fps); MIPI CSI-2®, 2x data lanes up to 2.5 Gbit/s each; 8- to 16-bit parallel, up to 120 MHz; RGB, YUV, JPG, RawBayer with basic ISP, downscaling, cropping, 3-pixel pipelines
Camera interface #2 (1 Mpixels at 15 fps); 8- to 14-bit parallel, up to 80 MHz; RGB, YUV, JPG, cropping
Digital parallel interface up to 16-bit input or output

SECURITY

Secure boot, TrustZone® peripherals, up to 8 tamper input pins + 8 active tamper output pins, 1x CRC calculation unit, 2x cryptographic processors, hardware acceleration with DMA support; environmental monitors, display secure layers
Encryption/decryption: AES-128/192/256, DES/TDES; secure AES-256 with SCA; RSA, ECC, ECDSA with SCA; HASH (SHA-1, SHA-224, SHA-256, SHA3), HMAC; true random number generator; “on-the-fly” DDR encryption/decryption (AES-128); “on-the-fly” OTFDEC
Octo-SPI flash memory decryption (AES-128)
Complete resource isolation framework
Digi TrustFence embedded security framework

PERIPHERALS / INTERFACES

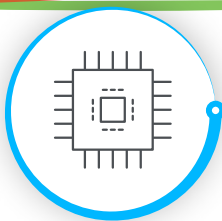
8x I2C FM+ (1 Mbit/s, SMBus/PMBus®); 4x I3C (12.5 Mbit/s); 5x UART + 4x USART (12.5 Mbit/s, ISO7816 interface, LIN, IrDA, SPI slave)
8x SPI (50 Mbit/s, including 3 with full duplex I2S audio class accuracy via internal audio PLL or external clock)
4x SAI (stereo audio: I2S, PDM, SPDIF Tx)
SPDIF Rx with 4 inputs
3x SDMMC up to 8-bit, out of which one is used for eMMC and one for Wi-Fi
up to 3x CAN controllers supporting CAN FD protocol, out of which one supports time-triggered CAN (TTCAN)
1x USB 2.0 high-speed Host with embedded 480 Mbits/s PHY
1x USB 2.0/3.0 high-speed/SuperSpeed dual role data with embedded 480 Mbits/s and 5 Gbits/s PHY (5 Gbits/s PHY shared with PCI Express)
1x USB Type-C® Power Delivery control with two CC lines PHY
1x PCI Express with embedded 5 Gbits/s PHY (PHY shared with USB 3.0 SuperSpeed)
up to 172 secure I/O ports with interrupt capability; up to 6 wake-up inputs; up to 8 tamper input pins + 8 active tamper output pins
3x ADCs with 12-bit max. resolution (up to 5 Msps each, up to 24 channels)
Internal temperature sensor
1x multifunction digital filter (MDF) with up to 8 channels/8 filters
1x audio digital filter with 1 filter and sound activity detection
Internal or external ADC reference VREF+
4x 32-bit timers with up to 4 IC/OC/PWM or pulse counter and quadrature (incremental) encoder input
3x 16-bit advanced motor control timers
10x 16-bit general-purpose timers (including 2 basic timers without PWM)
5x 16-bit low-power timers
Secure RTC with subsecond accuracy and hardware calendar;
up to 2x 4 Cortex-A35 system timers (secure, non-secure, virtual, hypervisor)
2x SysTick M33 timer (secure, non-secure)
1x SysTick M0+ timer
7x watchdogs (5x independent and 2x window)

ETHERNET

2x Gigabit Ethernet with external PHY interfaces, optional 3x Gigabit Ethernet GMAC interfaces and 2+1 switch with STM32MP257 MPU, TSN, IEEE 1588v2 hardware, MII/RMII/RGMII

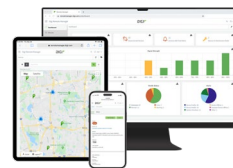
WIRELESS

Pre-certified Wi-Fi 6 dual band (tri-band 6E ready) 802.11a/b/g/n/ac/ax 1x1 radio with strong enterprise authentication/encryption; -40 °C to 85 °C (-40 °F to 185 °F) full temperature range; Bluetooth 5.4 (Basic Rate, Enhanced Data Rate and Bluetooth Low Energy)



DIGI CONNECTCORE MP255 DEVELOPMENT KIT

Specifications



Connect this device with
Digi ConnectCore Cloud Services.
Create. Configure. Deploy. Manage.

SPECIFICATIONS

DIGI CONNECTCORE MP255 SOM

FEATURES

OPERATING TEMPERATURE	Industrial: -40 °C to 85 °C (-40 °F to 185 °F); depending on use case and enclosure/system design
STORAGE TEMPERATURE	-50 °C to 125 °C (-58 °F to 257 °F)
RELATIVE HUMIDITY	5% to 90% (non-condensing)
RADIO APPROVALS*	US, Canada, EU, Japan, Australia/New Zealand, Brazil, Mexico
EMISSIONS / IMMUNITY / SAFETY*	FCC Part 15 Class B, EN 55022 Class B, EN 61000-3-2, EN 61000-3-3, ICES- 003 Class B, VCCI Class II, AS 3548 FCC Part 15 Subpart C Section 15.247, IC (Industry Canada), RSS-210 Issue 5 Section 6.2.2(o), EN 300 328, EN 301 489-17, EN 55024 EN 301 489-3, Safety (IEC 62368-1); visit digi.com/resources/certifications for latest updates
DESIGN VERIFICATION*	Temperature: IEC 60068-2-1, IEC 60068-2-2, IEC 60068-2-78; vibration/shock: IEC 60068-2-6, IEC 60068-2-64, IEC 60068-2-27, HALT
MOUNTING / PIN COUNT	Digi SMTplus (30 mm x 30 mm) surface mount footprint using 333-pad LGA (1.27 mm pitch) with option for simple carrier board designs supporting subset of interfaces
MECHANICAL DIMENSIONS	30 mm x 30 mm x 3 mm (1.18 in x 1.18 in x 0.12 in)
PRODUCT WARRANTY	3-year

*Visit [digi.com/resources/certifications](https://www.digi.com/resources/certifications) for latest updates.

PART NUMBERS

DIGI CONNECTCORE MP2 DEVELOPMENT KIT

DIGI CONNECTCORE MP255 DEVELOPMENT KIT

CC-WMP255-KIT	Digi ConnectCore MP255 Development Kit with development board and Digi ConnectCore MP255 dual 1 GB DDR4, 8 GB eMMC, wireless SOM including Digi ConnectCore Cloud Services Premium 1-year license
---------------	---

PART NUMBERS

DIGI CONNECTCORE MP2 SYSTEM-ON-MODULES

DIGI CONNECTCORE MP255 — SECURE WIRELESS MODULE

CC-WST-J17D-NK	Digi ConnectCore MP255 dual A35 1.2 GHz, M33, GPU, ISP, NPU, 1 GB DDR4, 8 GB eMMC, secure boot, -40 to 85 °C (-40 to 185 °F), pre-certified Wi-Fi 6 (tri-band 6E ready) 802.11ax and Bluetooth 5.4
----------------	--

DIGI CONNECTCORE MP255 — SECURE ETHERNET MODULE

CC-ST-J17D-ZK	Digi ConnectCore MP255 dual A35 1.2 GHz, M33, GPU, ISP, NPU, 1 GB DDR4, 8 GB eMMC, secure boot, -40 to 85 °C (-40 to 185 °F)
---------------	--

PART NUMBERS

DIGI CONNECTCORE MP2 ACCESSORIES

ACCESSORIES

CC-ACC-LCDH-10	LCD application kit, including 10 in WXGA (high resolution) LCD panel
----------------	---



DIGI CONNECTCORE MP255 DEVELOPMENT KIT

Part Numbers

PART NUMBERS	DIGI CONNECTCORE CLOUD SERVICES
CC-CS-ESS-1-1YR	Digi ConnectCore Cloud Services — Essential 1-year (1 device)
CC-CS-ESS-100-1YR	Digi ConnectCore Cloud Services — Essential 1-year (100 devices)
CC-CS-ESS-100-3YR	Digi ConnectCore Cloud Services — Essential 3-year (100 devices)
CC-CS-ESS-100-5YR	Digi ConnectCore Cloud Services — Essential 5-year (100 devices)
CC-CS-PRM-1-1YR	Digi ConnectCore Cloud Services — Premium 1-year (1 device)
CC-CS-PRM-100-1YR	Digi ConnectCore Cloud Services — Premium 1-year (100 devices)
CC-CS-PRM-100-3YR	Digi ConnectCore Cloud Services — Premium 3-year (100 devices)
CC-CS-PRM-100-5YR	Digi ConnectCore Cloud Services — Premium 5-year (100 devices)

PART NUMBERS	DIGI CONNECTCORE SECURITY SERVICES
CC-SEC-ESS	Digi ConnectCore Security Services — Essential 1-year
CC-SEC-PRM	Digi ConnectCore Security Services — Premium 1-year
CC-SEC-ENT	Digi ConnectCore Security Services — Enterprise 1-year
CC-SEC-ENT-ADD	Digi ConnectCore Security Services — Enterprise for additional product (same duration as main contract)

PART NUMBERS	EXPERT SUPPORT
DG-EXPE-24-15HRS	Expert support agreement — 1-year



For more information, please visit digi.com.



For more information about Digi ConnectCore MP255 Development Kit, visit digi.com/connectcore-mp255-dev-kit.

877-912-3444 | 952-912-3444

