

# POS12150A-WH-H series

12V / 1.5A Wall mounted type AC/DC adaptor



## ■ Features:

- Universal AC input / Full range
- ErP step II / CEC level VI compliance
- No load power consumption  $P < 0.075W$
- Protections: Overload / Short circuit / Over Voltage



## ELECTRICAL SPECIFICATION

MODEL	POS 12150A-WH-H
-------	-----------------

### OUTPUT

Rated Voltage	12V
Rated Current	1.5A
Current Range	0 ÷ 1.5A
Rated Power	18W
Line Regulation	± 1%
Load Regulation	± 5%
Tolerance [3]	± 8%
Ripple & Noise (max.) [2]	120mV <sub>p-p</sub>
Setup, Rise Time [4]	5000ms, 30ms / 230VAC at full load
Hold up Time (typ.)	4ms / 230VAC at full load

### INPUT

Voltage Range	90 ÷ 264VAC
Frequency Range	47 ÷ 63Hz
Efficiency (typ.)	85.45%
AC Current (typ.)	0.5A / 230VAC
No load Power Consumption (max.)	0.075W

### PROTECTIONS

Overload	Range: 105-200% Auto-recovery.
Short Circuit	Type: hiccup mode, auto-recovery.
Over Voltage	Type: auto-recovery.

# POS12150A-WH-H series

12V / 1.5A Wall mounted type AC/DC adaptor



## WORKING ENVIRONMENT

<b>Working Temperature</b>	0°C ÷ 40°C
<b>Working Humidity</b>	10 ÷ 90% RH non-condensing
<b>Storage Temperature and Humidity</b>	-20°C ÷ 85°C, 5 ÷ 90% RH non-condensing

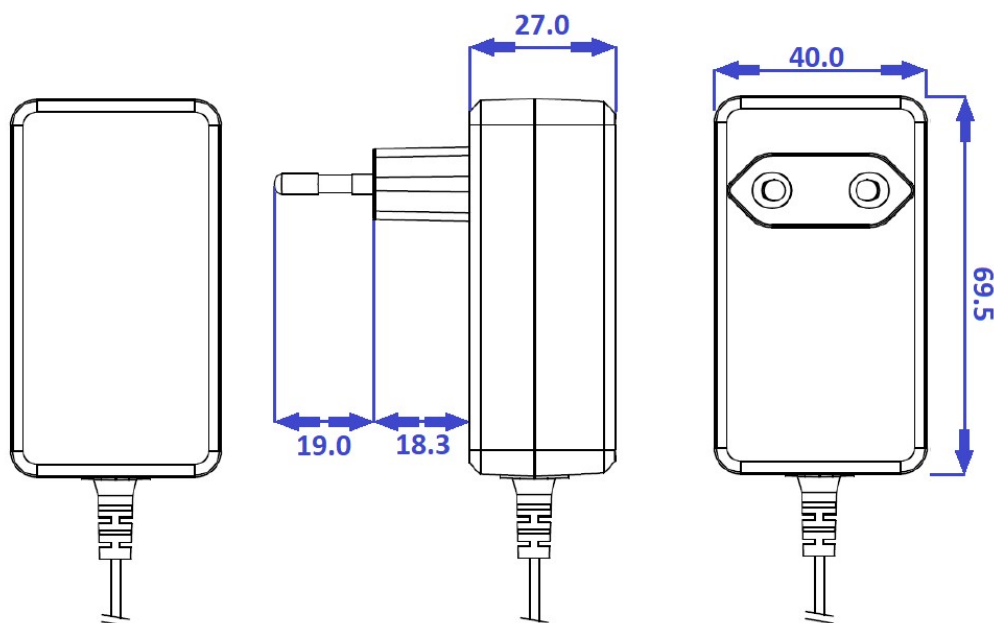
## SAFETY and EMC REGULATIONS

<b>Safety Standards</b>	Compliance to EN 62368-1
<b>Withstand Voltage</b>	IN/OUT: 3.6kVAC
<b>Isolation Resistance</b>	IN/OUT: 50MΩ/500VDC/25°C/70%
<b>EMC Emission</b>	Compliance to EN55032
<b>EMC Immunity</b>	Compliance to EN61000-4-2, -3, -4, -5
<b>Harmonic Current</b>	Compliance to EN61000-3-3; EN61000-3-2

## OTHERS

<b>DC wire and plug</b>	Wire: 20AWG*2C, length = 1500mm	Plug: 2.1/5.5, positive inside
<b>Net Weight</b>	118g / 64.3 x 40.0 x 69.5mm (L x W x H)	

## MECHANICAL SPECIFICATION

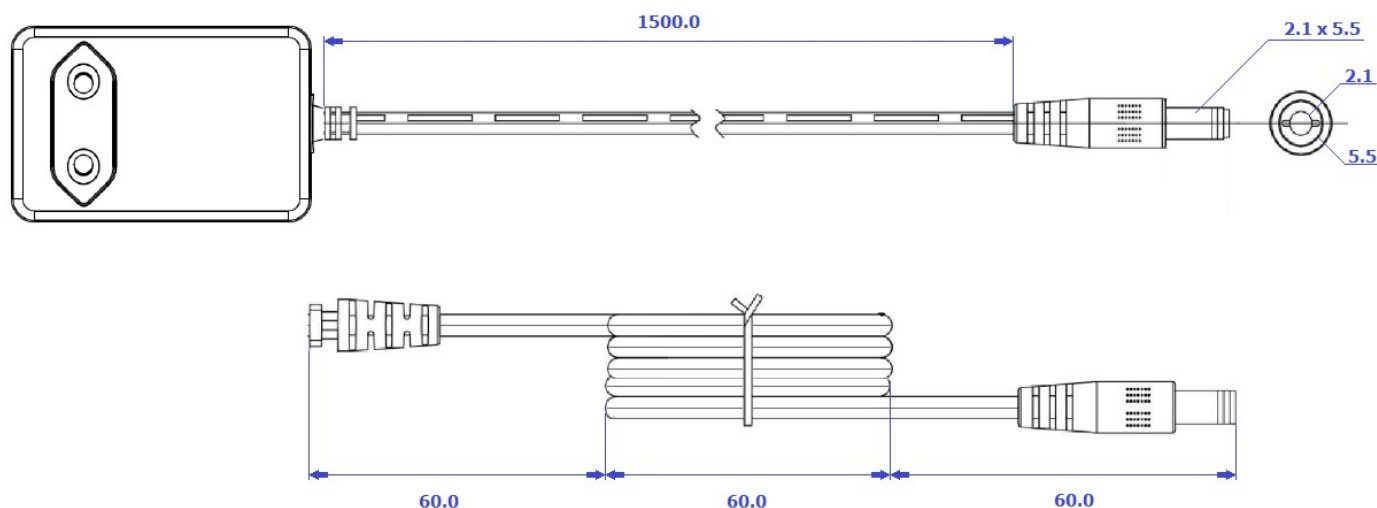


# POS12150A-WH-H series

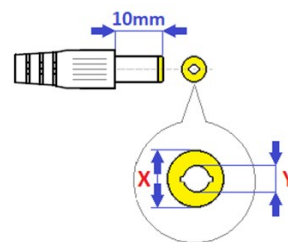
12V / 1.5A Wall mounted type AC/DC adaptor



## MECHANICAL SPECIFICATION: DC wire and plug



MODEL	DC PLUG	X [mm]	Y [mm]	Polarity
POS12150A-H-WH	5.5x2.1mm	5.5	2.1	center positive
POS12150A-H-WH-2555	5.5x2.5mm	5.5	2.5	center positive
POS12150A-H-WH -1335	3.5x1.3mm	3.5	1.3	center positive
POS12150A-H-1740	4.0x1.7mm	4.0	1.7	center positive
POS12150A-H-WH -1748	4.8x1.7mm	4.8	1.7	center positive
POS12150A-H-WH -CN	5.5x2.1mm	5.5	2.1	center negative
POS12150A-H-WH -2555-CN	5.5x2.5mm	5.5	2.5	center negative
POS12150A-H-WH -1335-CN	3.5x1.3mm	3.5	1.3	center negative
POS12150A-WH -H-1740-CN	4.0x1.7mm	4.0	1.7	center negative
POS12150A-H-WH -1748-CN	4.8x1.7mm	4.8	1.7	center negative



1. All parameters NOT specially mentioned are measured at 230VAC input, rated load and 25°C of ambient temperature.
2. Ripple & noise are measured at 20MHz of bandwidth by using a 12" twisted pair-wire terminated with a 0.1µF i 47µF parallel capacitor.
3. Tolerance includes set up tolerance, line regulation and load regulation.
4. Setup and rise time is measured from 0 to 90% rated output voltage.
5. Power supply is considered as component not indented to apply by end-user. Power supply meets safety and EMC standards however the final equipment with power supply must be re-quality to comply with EMC Directives.