


ELEMENT 30/220...240/700

ELEMENT G4 | Compact constant current LED driver – Non dimmable

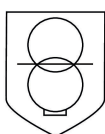


Product family features

- Supply voltage: 220...240 V
- Fixed output (no dimming)
- Line frequency: 50 Hz | 60 Hz
- Line voltage: 198...264 V
- According to EN 61347-1, 61347-2-13, 62384
- Line harmonics according to EN 61000-3-2
- Immunity according to EN 61547
- SELV

Product family benefits

- Versatile scope of application due to output power range of up to 42 W
- Safety ensured by OSRAM (SELV)
- Higher quality of light thanks to < 5% output ripple current
- High efficiency
- High compatibility with COBs and discrete LEDs



Areas of application

- Spot light and down light
- Panels
- Other Indoor LED luminaries
- Suitable for downlights, spotlights and LED panels
- Suitable for indoor SELV installations

Technical data

Electrical data

Nominal input voltage	220...240 V
Mains frequency	50/60 Hz
Input voltage AC	198...264 V
Current set	Fixed current
Total harmonic distortion	10 % ¹⁾
Power factor λ	0.95
Efficiency in full-load	88 % ²⁾
Device power loss	3.82 W ³⁾
Protective conductor current	<0.7 mA
Inrush current	< 20 A ⁴⁾
Max. ECG no. on circuit breaker 10 A (B)	75
Max. ECG no. on circuit breaker 16 A (B)	119
Surge capability (L/N-Ground)	2 kV ⁵⁾
Surge capability (L-N)	1 kV
Nominal output voltage	21...40 V
U-OUT (working voltage)	60 V
Nominal output current	700 mA
Output current tolerance	±7.5 %
Output ripple current (100 Hz)	< 5 %
Output PSTLM	≤1
Output SVM	≤0.4
Nominal output power	14.7...28 W ⁶⁾
Maximum output power	28 W
Galvanic isolation	SELV

1) At full load

2) at 230 V, 50 Hz

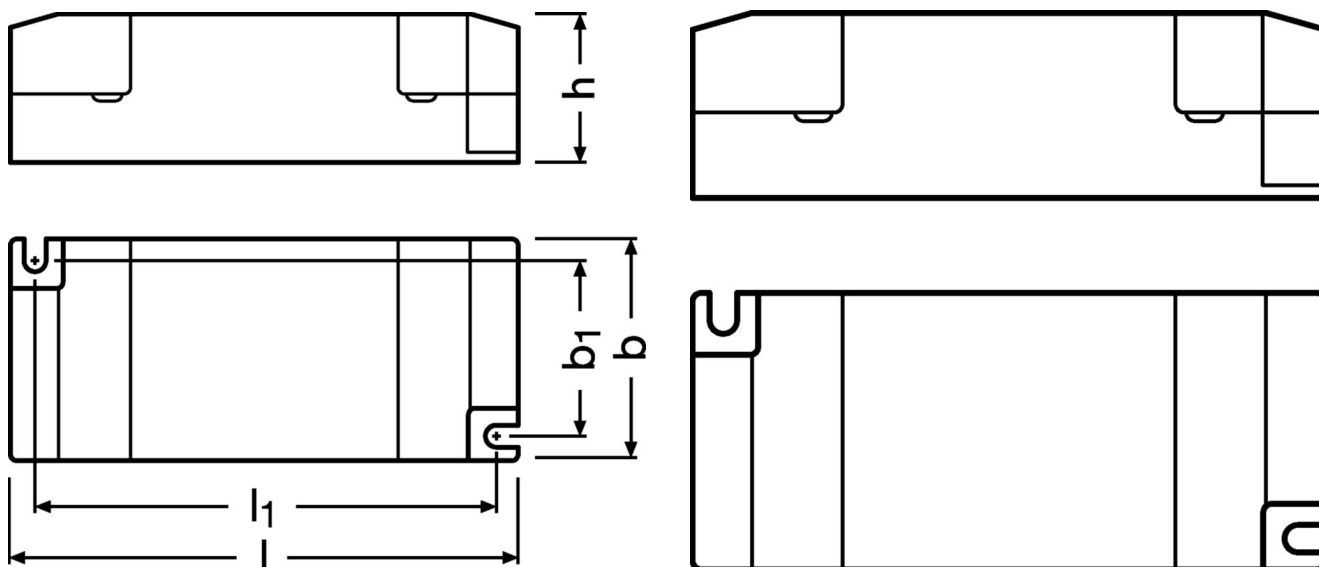
3) At 230 V, Input power 31.82 W max.

4) $t_{\text{width}} = 60 \mu\text{s}$ typical (measured at 50 % I_{peak})

5) L/N – PE acc to EN 61547 Cluase 5.7

6) Partial load

Dimensions & weight



Length	103.0 mm
Width	43.0 mm
Height	29.0 mm
Mounting hole spacing, length	94.0 mm
Mounting hole spacing, width	34.7 mm
Cable cross-section, input side	0.5...1.5 mm ² / 0.75...1.5 mm ² ¹⁾
Cable cross-section, output side	0.5...1.5 mm ² / 0.75...1.5 mm ² ¹⁾
Wire preparation length, input side	7...8 mm
Wire preparation length, output side	7...8 mm
Product weight	77.00 g

1) Build in/ Independent

Colors & materials

Casing material	Plastic housing
-----------------	-----------------

Temperatures & operating conditions

Ambient temperature range	-20...+50 °C
Maximum temperature at tc test point	75 °C
Max.housing temperature in case of fault	110 °C
Temperature range at storage	-40...+85 °C
Permitted rel. humidity during operation	5...85 % ¹⁾

1) Non-condensing

Lifespan

ECG lifetime	30000 h / 50000 h ¹⁾
--------------	---------------------------------

1) At maximum $T_c = 75^\circ\text{C}$ / 10% failure rate / At maximum $T_c = 65^\circ\text{C}$ / 10% failure rate

Additional product data

Encapsulated	No
--------------	----

Capabilities

Dimmable	No
Max. cable length to lamp/LED module	2.0 m ¹⁾
Suitable for fixtures with prot. class	I / II
Suitable for emergency lighting	No
Type of connection, input side	Push terminal
Type of connection, output side	Push terminal
Suitable for through-wiring	No
Number of channels	1
Overheating protection	Electronic switch off
Overload protection	Automatic reversible
Short-circuit protection	Automatic reversible
Intended for no-load operation	No
No-load proof	Yes

1) Output wires must be routed as close as possible to each other

Programming

Programming device	not relevant
Tuner4TRONIC	No
Tuner4TRONIC Field App	No

Certificates & standards

Approval marks – approval	CE / CCC / RCM / ENEC 25 / UKCA ¹⁾
Standards	Acc. to IEC 61347-1 / Acc. to IEC 61347-2-13 / Acc. to IEC 62384 / Acc. to IEC 61000-3-2 / Acc. to IEC 61547 / Acc. to IEC 61000-3-3
Type of protection	IP20
Protection class	II

1) In preparation

Logistical data

Commodity code	85044083900
----------------	-------------

Environmental information

Information according Art. 33 of EU Regulation (EC) 1907/2006 (REACH)	
Date of Declaration	22-03-2024
Primary Article Identifier	4062172355575
Declaration No. in SCIP database	In work

Download Data

File		
Certificates	PDF	▶ ELEMENT G4 NSW28114
Certificates	PDF	▶ ELEMENT G4 ENEC 64142225031701 CERT U6
Certificates	PDF	▶ ELEMENT G4 CB 211 14220734 000
Certificates	PDF	▶ ELEMENT G4 CCC 25 30W build in 2023171002004872
Mandatory Publications	PDF	▶ ELEMENT G4 CE 4460618 020823
Mandatory Publications	PDF	▶ ELEMENT G4 UKCE 4460638
User instruction	PDF	▶ ELEMENT G4 UI OSRAM address G15120095
User instruction	PDF	▶ ELEMENT G4 UI OSRAM address G15120095

Ecodesign regulation information:

Intended for use with LED modules.

The forward voltage of the LED light source shall be within the defined operating window of the control gear in all operating conditions including dimming if applicable.

Separate control gear and light sources must be disposed of at certified disposal companies in accordance with Directive 2012/19/EU (WEEE) in the EU and with Waste Electrical and Electronic Equipment (WEEE) Regulations 2013 in the UK. For this purpose, collection points for recycling centres and take-back systems (CRSO) are available from retailers or private disposal companies, which accept separate control gear and light sources free of charge. In this way, raw materials are conserved and materials are recycled.

Logistical Data

Product code	Product description	Packaging unit (Pieces/Unit)	Dimensions (length x width x height)	Volume	Gross weight
4062172355575	ELEMENT 30/220...240/700	Shipping carton box 50 Pieces	306 x 221 x 173 mm	11.70 dm ³	4189.00 g

The mentioned product code describes the smallest quantity unit which can be ordered. One shipping unit can contain one or more single products. When placing an order, for the quantity please enter single or multiples of a shipping unit

Disclaimer

Subject to change without notice. Errors and omission excepted. Always make sure to use the most recent release.