

# Radio-frequency probe

## HFS-840 308 080 A 5342 GT16-F

Item HFS-840-0222

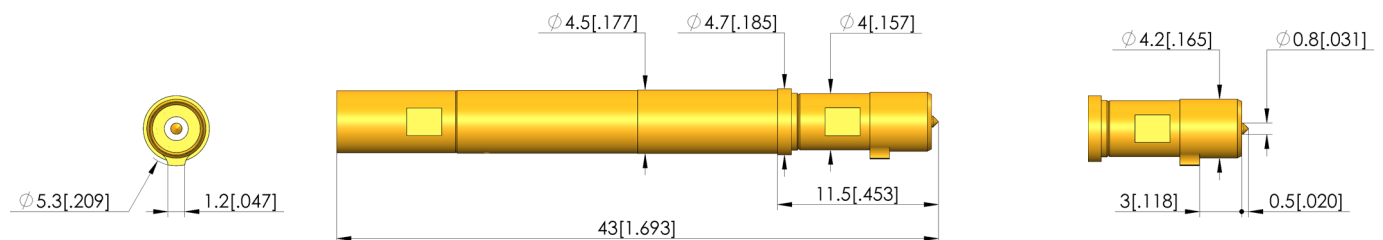



GO TO PRODUCT

**ingun**<sup>®</sup>

Partner for Future Technology

- Long standard series
- Up to 4 GHz
- Cable interface MCX
- Plug-in version
- Receptacles: KS-810, KS-810 R, KS-810 F



### General data

Product group:	HFS radio-frequency test probes
Series:	HFS-840
Sub-series:	HFS-840
Grid:	5.8 mm [228 mil]
DUT / contact:	GT16
Installation type:	Plug-in
DUT interface gender :	F signal conductor female / socket
Floating mount:	No
Non-rotating:	Yes
Continuous plunger:	Yes
Interface of compatible assembly:	MCX 50 Ohm
Compatible assembly interface gender :	M signal conductor male / pin
KS sub-series:	KS-810, press-in version
Min. temperature:	- 40 °C [- 104 °F]
Max. temperature:	+ 80 °C [+ 176 °F]
RoHS-compliant:	RoHS-3;6c

### Outer conductor data

Outer conductor tip style:	42 centring for inner side of plug connector
Outer conductor tip style diameter:	5.3 mm [.208 in]
Spring force of entire outer conductor at working stroke:	4 N [14.3 ozf]
Outer conductor working stroke:	4 mm [.157 in]
Outer conductor maximum stroke:	5 mm [.196 in]
Exchangeable outer conductor:	KO-810342530A-GT16-F
Outer conductor max. current load capacity:	10 A


### Inner conductor data

Inner conductor tip style:	08 90°conical, self-cleaning
Inner conductor tip style diameter:	0.8 mm [.031 in]
Inner conductor tip style material:	3 CuBe
Inner conductor tip style surface:	A gold
Number of inner conductors:	1
Exchangeable inner conductor:	GKS-051-0003
Inner conductor working stroke:	2 mm [.078 in]
Spring force of each inner conductor at working stroke:	1.3 N [4.67 ozf]
Inner conductor maximum stroke:	3.7 mm [.145 in]
Inner conductor max. current load capacity:	3 A

# Radio-frequency probe

## HFS-840 308 080 A 5342 GT16-F

Item HFS-840-0222



GO TO PRODUCT

**ingun**<sup>®</sup>

Partner for Future Technology

### Electrical data

Frequency range up to:

Impedance:

Dielectric strength:

4 GHz

50 Ohm

1.1 kV

### Mechanical data

Total spring force at working stroke:

Total length:

Barrel diameter:

Installation height without receptacle:

5.3 N [19.0 ozf]

43 mm [1.69 in]

4.5 mm [.177 in]

11.5 mm [.452 in]

### INGUN Prüfmittelbau GmbH

Max-Stromeyer-Straße 162

78467, Constance, Germany

Phone +49 7531 8105-0

Customer hotline +49 7531 8105-888

Fax +49 7531 8105-65

info@ingun.com



Prices and delivery times on request.  
Technical changes reserved. 04/24\_GB

Learn more about  
Radio-frequency test probes



ingun.com

RADIO-FREQUENCY TEST PROBES