

Radio-frequency probe

HFS-810 288 150 A 9342 F88R

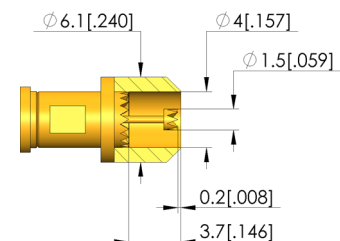
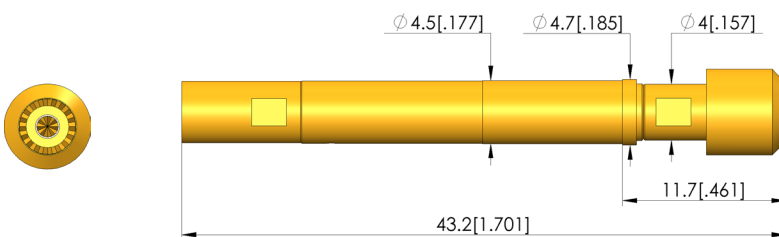

Item HFS-810-0443



ingun[®]

Partner for Future Technology

- Long standard series
- Up to 2 GHz
- Cable interface MCX
- Plug-in version
- Receptacles: KS-810, KS-810 R, KS-810 F



General data

Product group:	HFS radio-frequency test probes
Series:	HFS-810
Sub-series:	HFS-810
Grid:	6.5 mm [255 mil]
DUT / contact:	FAKRA
Installation type:	Plug-in
DUT interface gender :	M signal conductor male / pin
Floating mount:	No
Non-rotating:	No
Continuous plunger:	Yes
Interface of compatible assembly:	MCX 50 Ohm
Compatible assembly interface gender :	M signal conductor male / pin
KS sub-series:	KS-810, press-in version
Min. temperature:	- 40 °C [- 104 °F]
Max. temperature:	+ 80 °C [+ 176 °F]
RoHS-compliant:	RoHS-3;6a;6c

Outer conductor data

Outer conductor tip style:	42 centring for inner side of plug connector
Outer conductor tip style diameter:	6.1 mm [.240 in]
Spring force of entire outer conductor at working stroke:	8 N [28.7 ozf]
Outer conductor working stroke:	4 mm [.157 in]
Outer conductor maximum stroke:	5 mm [.196 in]
Exchangeable outer conductor:	KO-810142610A-F88
Outer conductor max. current load capacity:	10 A

Inner conductor data

Inner conductor tip style:	88 8-point,crown, self-cleaning
Inner conductor tip style diameter:	1.5 mm [.059 in]
Inner conductor tip style material:	2 steel
Inner conductor tip style surface:	A gold
Number of inner conductors:	1
Exchangeable inner conductor:	GKS-051-0096
Inner conductor working stroke:	2 mm [.078 in]
Spring force of each inner conductor at working stroke:	1.3 N [4.67 ozf]
Inner conductor maximum stroke:	3.7 mm [.145 in]
Inner conductor max. current load capacity:	2 A

Radio-frequency probe

HFS-810 288 150 A 9342 F88R

Item HFS-810-0443



GO TO PRODUCT

ingun[®]

Partner for Future Technology

Electrical data

Frequency range up to:
Impedance:
Dielectric strength:

2 GHz
50 Ohm
1.1 kV

Mechanical data

Total spring force at working stroke:
Total length:
Barrel diameter:
Installation height without receptacle:

9.3 N [33.4 ozf]
43.2 mm [1.70 in]
4.5 mm [.177 in]
11.7 mm [.460 in]

INGUN Prüfmittelbau GmbH

Max-Stromeyer-Straße 162
78467, Constance, Germany
Phone +49 7531 8105-0
Customer hotline +49 7531 8105-888
Fax +49 7531 8105-65
info@ingun.com



Prices and delivery times on request.
Technical changes reserved. 04/24_GB

Learn more about
Radio-frequency test probes



ingun.com

RADIO-FREQUENCY TEST PROBES