

Spring-loaded test probe

GKS-112 207 200 A 3010 M

Item GKS-112-2573



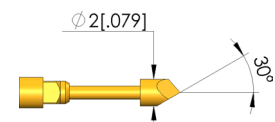
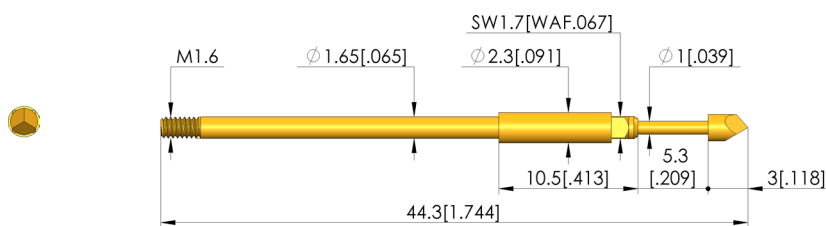
ingun[®]

Partner for Future Technology

- Screw-in test probes for applications with possible vibrations or unwanted side and axial forces (migration of the test probe out of the receptacle is reliably prevented)
- The screw-in test probe is securely installed in the KS using a torque screwdriver and bit tool. The required screw-in torque is applied via a square post on the receptacle.
- Stainless steel versions for temperatures from -100 °C up to +200 °C available



1:1



General data

Product group:
Sub-product group:
Series:
Grid:
Contacting from:
Magnetic:
Installation type:
Quick-exchange system:
Adjustable installation height:
Non-rotating:
Screw-in torque:
Compatible receptacle(s):
Min. temperature:
Max. temperature:
RoHS-compliant:

Screw-in test probe
Screw-in test probe
GKS-112 M screw-in
2.54 mm [100 mil]
Pad, via
Yes
Screw-in
Yes
No
No
3 - 5 cNm [.265 - .442 lbf·in]
KS-112 M
- 40 °C [- 104 °F]
+ 80 °C [+ 176 °F]
RoHS-3;6a;6c

Electrical data

Current load capacity / rated current:
Typical resistance (Ri):

5 A
<20 mOhm

Mechanical data

Total length:
Barrel diameter:
Maximum stroke:
Spring pre-load:
Collar height:
Spring force at working stroke:
Recommended working stroke:

44.3 mm [1.74 in]
1.65 mm [.064 in]
5.3 mm [.208 in]
0.6 N [.215 ozf]
10
3 N [10.7 ozf]
4 mm [.157 in]

Tip style data

Tip style:
Tip diameter:
Tip style surface:
Tip style material:

07 90° 3-edged chisel, self-cleaning
2 mm [.078 in]
A gold
2 steel

Spring-loaded test probe

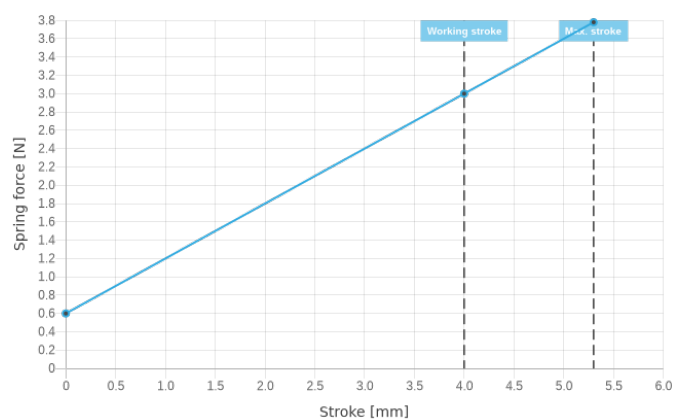
GKS-112 207 200 A 3010 M

Item GKS-112-2573



ingun[®]

Partner for Future Technology



INGUN Prüfmittelbau GmbH

Max-Stromeyer-Straße 162
78467, Constance, Germany
Phone +49 7531 8105-0
Customer hotline +49 7531 8105-888
Fax +49 7531 8105-65
info@ingun.com



Prices and delivery times on request.

Learn more about
ICT/FCT Test probes



ICT/FCT TEST PROBES

ingun.com