

# Ingun E-Type test probe

## E-050 297 050 A 2000

Item E-050-0005



GO TO PRODUCT

ingun®

Partner for Future Technology

- Highest contact reliability under challenging test conditions without additional stress on the DUT: up to 25% larger contact surface between test probe and DUT
- When hitting the test surface a spring force up to 100% higher than a standard GKS is available, but the same spring force as a standard GKS is achieved at the working stroke.
- Dimensions equivalent to the standard GKS series

### General data

Product group	ICT / FCT (in-circuit test and function test)
Sub-product group	INGUN E-TYPE®
Series	E-050
Grid	1.27 mm [50 mil]
Contacting from	Pad, via
Magnetic	Yes
Installation type	Plug-in
Quick-exchange system	Yes
Adjustable installation height	No
Non-rotating	No
Compatible receptacle(s)	KS-050
Min. temperature	- 40 °C [- 104 °F]
Max. temperature	+ 80 °C [+ 176 °F]
RoHS-compliant	RoHS-3;6a

### Electrical data


Current load capacity / rated current	2 A
Typical resistance (Ri)	<20 mOhm

### Mechanical data

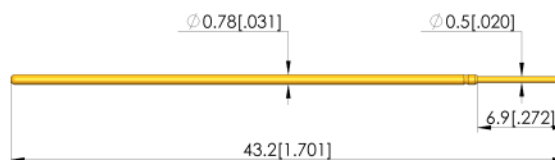
Total length	43.2 mm [1.70 in]
Barrel diameter	0.78 mm [.030 in]
Maximum stroke	6.35 mm [.25 in]
Spring pre-load	1.09 N [3.92 ozf]
Collar height	00
Spring force at working stroke	2 N [7.19 ozf]
Recommended working stroke	4.3 mm [.169 in]

### Tip style data

Tip style	97 4-edged 90° dagger, self-cleaning
Tip diameter	0.5 mm [.019 in]
Tip style surface	A gold
Tip style material	2 steel



1:1



ICT/FCT TEST PROBES

# Ingun E-Type test probe

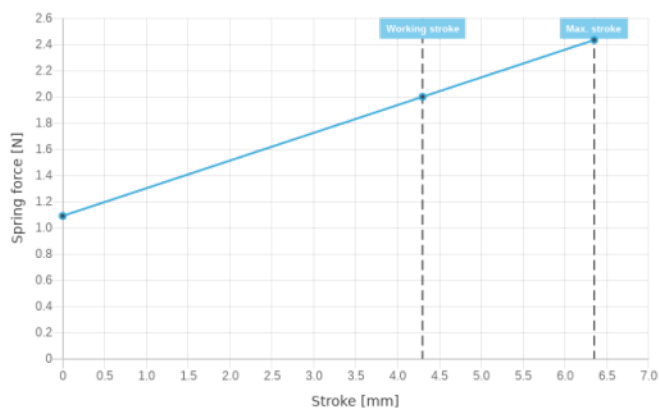
## E-050 297 050 A 2000

Item E-050-0005



# ingun®

Partner for Future Technology



### INGUN Prüfmittelbau GmbH

Max-Stromeyer-Straße 162  
78467, Constance, Germany  
Phone +49 7531 8105-0  
Customer hotline +49 7531 8105-888  
Fax +49 7531 8105-65  
info@ingun.com



Prices and delivery times on request.  
Technical changes reserved. 11/23 EN

Learn more about  
ICT/FCT Test probes

