NOTES:

1. MATERIALS AND FINISHES:
   BODY, BRAID CLAMP, WASHERS,
   RETAINING RING, SHELL & HEX NUT - BRASS, NICKEL PLATING
   CONTACT - BRASS, GOLD PLATING
   INSULATOR & BUSHING - PTFE
   GASKETS - SILICONE RUBBER
   SPRING - BeCu, NICKEL PLATING

2. ELECTRICAL:
   A. IMPEDANCE: 50 OHM
   B. FREQUENCY RANGE: DC-4 GHz
   C. DIELECTRIC WITHSTANDING VOLTAGE: 1500 VRMS, MIN.

3. MECHANICAL:
   A. DURABILITY: 500 CYCLES MIN.
   B. TEMPERATURE RANGE: -65°C TO +165°C

4. PACKAGING:
   A. QUANTITY: SINGLE PACK
   B. MARKING: BAG TO BE MARKED
      "AMPHENOL RF, 15875 & DATE CODE"

5. CABLE ASSEMBLY INSTRUCTIONS:
   A. STRIP CABLE AS SHOWN.
   B. SLIDE CLAMP NUT, WASHER, GASKET & BRAID CLAMP OVER CABLE SHEATH.
   C. COMB OUT THE BRAID AND FOLD OUT,TRIM EXCESS BRAID.
   D. SOLDER CABLE CENTER CONDUCTOR TO CENTER CONTACT.
   E. SLIDE SUB-ASSEMBLY TO THE REAR SIDE OF THE BODY AND TIGHTEN WITH
      PROPER SPANNER. MAKE ENSURE INTERFACE DIMENSIONS TO MEET.

6 SHOWS CABLE ENTRY DIMENSIONS.

REVISIONS

REV	DESCRIPTION	DATE	ECN	BY
A2	SEE SHEET 1	29-Oct-02	-----	--
T	SEE SHEET 1	23-Dec-09	47888	SH
U	REDRAWN IN PRO-E,ANSY DRAWING	25-Apr-14	49780	SH
V	UPDATE BOM,BODY CHANGED/RD-DM1404250 1M3	13-May-14	49999	SH
W	CONTACT PLTGING WAS CHANGED TO "JZ"	28-Nov-19	13662	SH
Y	THE RETAINING RING WAS CHANGED	21-Apr-21	15657	ED
AA	SYNC, ADDING ARFA BOM ON SHEET 1	07-May-21	15684	SH

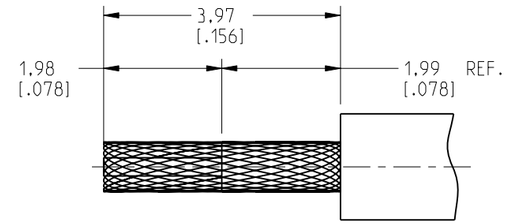

RECOMMENDED CABLE STRIPPING DIM'S

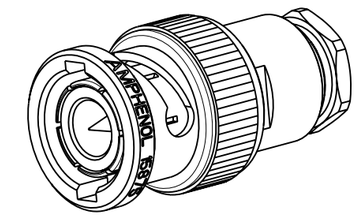

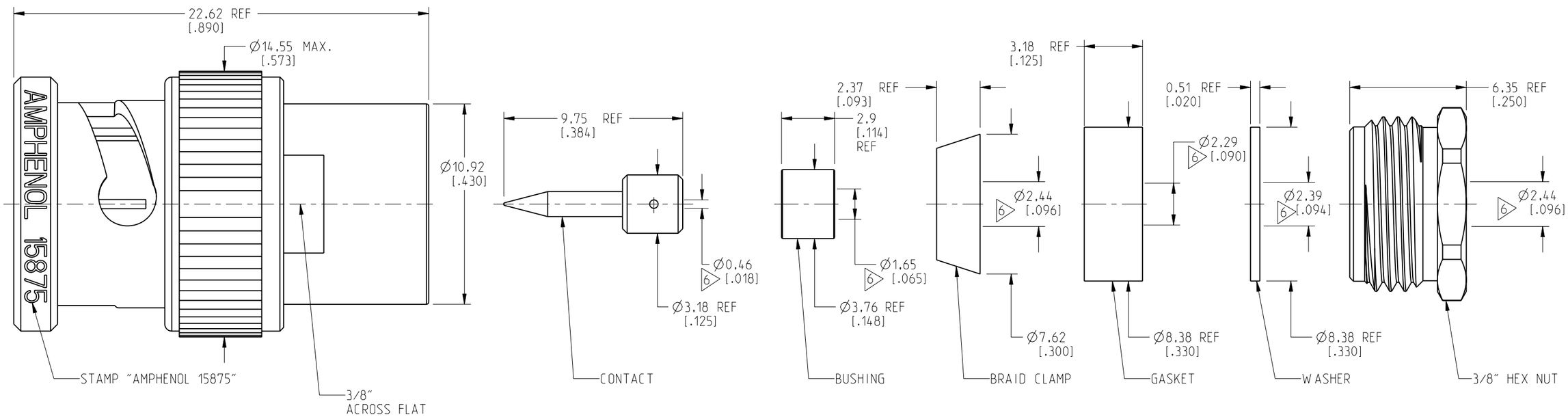

CUSTOMER OUTLINE DRAWING

ALL OTHER SHEETS ARE FOR INTERNAL USE ONLY

NOTICE: These drawings, specifications, or other data (1) are, and remain the property of Amphenol corp. (2) must be returned upon request; and (3) are confidential and not to be disclosed to any person other than those to whom they are given by Amphenol Corp. The furnishing of these drawings, specifications, or other data by Amphenol Corp., or to any other person to anyone for any purpose is not to be regarded by implication or otherwise in any manner licensing, granting rights to permitting such holder or any other person to manufacture, use or sell any product, process or design, patented or otherwise, that may in any way be related to or disclosed by said drawings, specifications, or other data.

THIRD ANGLE PROJ.

REFERENCE

EAR# ---

UNLESS OTHERWISE SPECIFIED
DIMENSIONS ARE METRIC [INCHES] AND TOLERANCES ARE:

<0.5mm = ±0.05mm	[<0.020 = ±0.002]
>0.5 - 6mm = ±0.1mm	[>0.020 - 0.236 = ±0.004]
>6.00 - 30mm = ±0.2mm	[>0.236 - 1.181 = ±0.008]
>30.00 - 120mm = ±0.3mm	[>1.181 - 4.725 = ±0.012]

ANGLES = ±1°

MATERIAL: SEE NOTES

ENGINEER: M.ZHANG

DATE: 06-May-21

TITLE: BNC CLAMP PLUG FOR .070"-.090" RG-161/U, 178/U CABLE

SHEET NO. 2 OF 2

SCALE: 4.5:1.0

Amphenol RF

SIZE: B

DRAWING NO. 15875

ITEM NO. 15875

PART NO. 15875

REV: AA