

Combination pliers

405/4G



Profiles

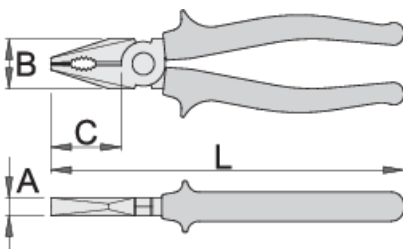




Standards

ISO 5746


Product features

- material: premium plus carbon steel
- drop forged, entirely hardened and tempered
- cutting edges induction hardened
- head surface finish: finely ground
- surface finish: phosphated to standard ISO 9717
- heavy duty plastic handles
- made according to standard ISO 5746



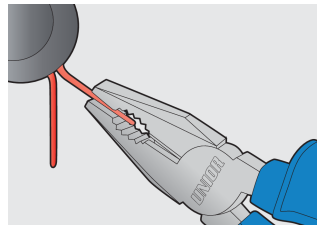
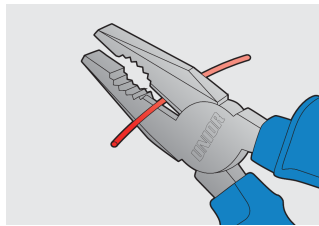
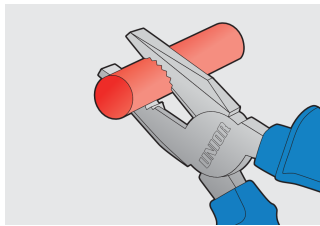
	L	B	C	A	
608668	160	24	35	9.5	224
608669	180	27	38	10	273
608670	200	29	41	10.5	351

cutting capacity (10N=1kg)

	L	max 1600 N/mm ² Ø↑	max 650 N/mm ² Ø↑
608668	160	1,6	2,0
608669	180	1,8	2,5
608670	200	2,0	2,5

* Images of products are symbolic. All dimensions are in mm, and weight in grams. All listed dimensions may vary in tolerance.

Usage (pictures)



Safety tips



- Pliers should be oiled regularly. A drop of oil at the hinge will lengthen the tool life and assure easy operation.
- When cutting wire with pliers, you should always wear glasses or goggles.
- Handles are provided for comfort. They are not intended to give user any degree of protection against electric shocks and should never be used on live electric circuits.



- Don't use pliers for cutting hardened wire, unless specifically manufactured for this purpose.
- Don't expose pliers to excessive heat. This may ruin the tool.
- Don't use pliers as a hammer.
- Don't hammer on the handles. They may crack or break.
- Don't extend the length of plier handles to secure greater leverage.
- Don't use pliers on nuts or bolts. A wrench will do a better job and with less risk of damage to the fastener.