



SHEARING

The original wavy edge shears. Beloved by professionals, a seemingly abuse resistant hedge shear designed for years of hard work.



- 1 Hot drop forged and hard chrome armoured waved edge blades
- 2 Precisely hollow ground, self sharpening blades
- 3 Oversize, shock absorbing wood and rubber buffers to prevent jarring
- 4 Barbed tangs and heavy duty, steel ferrules
- 5 Lacquered, hardwood handles
- 6 Fully adjustable blade tension
- 7 Cutting notch



SHEARING







Legend Golden Shears

Item Number				
G5029	560mm (22")	230mm (9")	1.3kg	1



Legend Silver CeKa Shears



Hot drop forged and hard chrome armoured straight edge blades. Precisely hollow ground, self sharpening blades. Lacquered, hardwood handles. Fully adjustable blade tension. Cutting notch.

Item Number				
G5022A 8	400mm (15.7")	190mm (7 1/2")	584g	1
G5022A 6	480mm (19")	190mm (7 1/2")	800g	2



Maxima Light Weight Hedge Shears

Lightweight, design for fatigue free use. Non-stick coated and chrome plated blades for low friction use and resistance to rust. Precision ground, hardened carbon steel blades. Hardwood handles with soft, non-slip grips. Fully adjustable blade tension.

Item Number				
G5010	520mm (20 1/2")	180mm (7")	844g	6