

# Product data sheet

Specifications



Electronic pressure sensors,  
Pressure sensors XM, sensor  
XMLK, 0...10 bar, G 1/4 A, 4...20  
mA, DIN, set of 1

XMLK010B2C21

## Main

Range of product	Telemecanique Pressure sensors XM
Product or component type	Electronic pressure sensors
Pressure sensor type	Pressure transmitter
Pressure sensor name	XMLK
Electrical circuit type	Control circuit
Pressure sensor size	10 bar
Local display	Without
Controlled fluid	Air (0...80 °C) Fresh water (0...80 °C)
Fluid connection type	G 1/4A (male) conforming to DIN 3852-E
Electrical connection	1 male connector EN 175301-803-A (ex DIN43650) 4 pins
[Us] rated supply voltage	24 V DC SELV (voltage limits: 8...33 V)
Current consumption	< 20 mA
Type of output signal	Analogue
Analogue output function	4...20 mA, 2-wire
Quantity per set	Set of 1
Type of packing	Individual

## Complementary

Pressure setting range	0...10 bar
Maximum permissible accidental pressure	20 bar
Destruction pressure	30 bar
Materials in contact with fluid	Stainless steel type AISI 303 Nitrile (NBR) Ceramic
Operating position	Any position
Protection type	Load short-circuit Reverse polarity
Electromagnetic compatibility	Electrostatic discharge immunity test conforming to EN/IEC 61000-4-2 8 kV air, 6 kV contact Susceptibility to electromagnetic fields conforming to EN/IEC 61000-4-3 10 V/m 80...1000 MHz Electrical fast transient/burst immunity test conforming to EN/IEC 61000-4-4 2 kV 1.2/50 µs shock waves immunity test conforming to EN/IEC 61000-4-5 500 V 12 Ohm, 1 kV 42 Ohm Radiated RF fields conforming to EN/IEC 61000-4-6 10 V 0.15...80 MHz

Immunity to magnetic fields conforming to EN/IEC 61000-4-8 30 A/m 50 Hz	
[Uimp] rated impulse withstand voltage	0.5 kV
Response time on output	< 5 ms
Measurement accuracy	+/- 1 % of the measuring range
Resolution	0.1 % of the measuring range
Drift of the sensitivity	+/- 0.04 % of measuring range/°K
Drift of the zero point	+/- 0.03 % of measuring range/°K
Long term stability	+/- 1 % of the measuring range
Mechanical durability	10000000 cycles
Product weight	0.11 kg
Diameter	36 mm
Length	67.5 mm
Scale type	Fixed differential

## Environment

Standards	EN/IEC 61326-2-3 CE
Product certifications	RCM CSA C22.2 No 14 EAC UL 508
Protective treatment	TC
Ambient air temperature for operation	0...80 °C
Ambient air temperature for storage	-25...80 °C
Vibration resistance	20 gn (f = 9...2000 Hz) conforming to EN/IEC 60068-2-6
Shock resistance	25 gn for 11 ms conforming to EN/IEC 60068-2-27
IP degree of protection	IP65 conforming to EN/IEC 60529
NEMA degree of protection	NEMA 4

## Packing Units

Unit Type of Package 1	PCE
Number of Units in Package 1	1
Package 1 Height	4.1 cm
Package 1 Width	6.6 cm
Package 1 Length	9.5 cm
Package 1 Weight	132.0 g
Unit Type of Package 2	S01
Number of Units in Package 2	24
Package 2 Height	15.0 cm
Package 2 Width	15.0 cm
Package 2 Length	40.0 cm
Package 2 Weight	3.336 kg

Offer Sustainability

REACH Regulation	<a href="#">REACH Declaration</a>
REACH free of SVHC	Yes
EU RoHS Directive	Pro-active compliance (Product out of EU RoHS legal scope) <a href="#">EU RoHS Declaration</a>
Mercury free	Yes
RoHS exemption information	<a href="#">Yes</a>
California proposition 65	WARNING: This product can expose you to chemicals including: Diisononyl phthalate (DINP), which is known to the State of California to cause cancer, and Di-isodecyl phthalate (DIDP), which is known to the State of California to cause birth defects or other reproductive harm. For more information go to <a href="http://www.P65Warnings.ca.gov">www.P65Warnings.ca.gov</a>

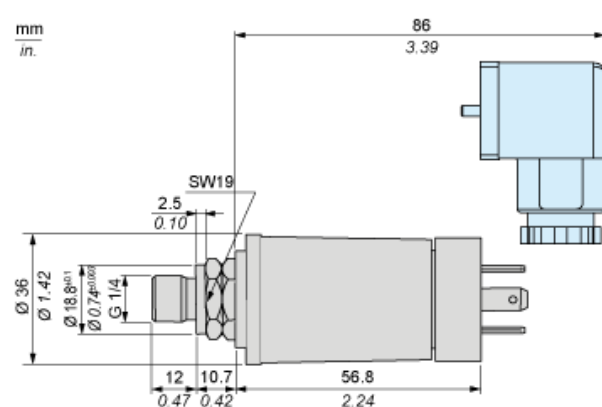
Contractual warranty

Warranty	18 months
----------	-----------

## Dimensions Drawings

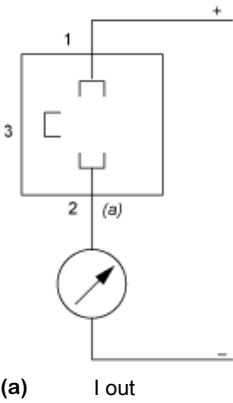
**XMLK010B2C21**

## Dimensions

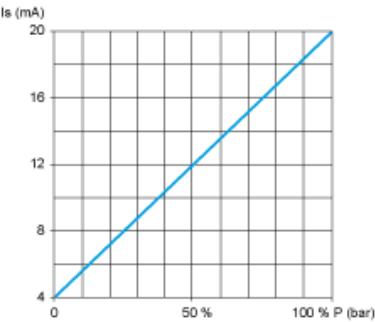


Wiring Diagram

2-Wire Technique (4-20 mA)



Output Curves



Recommended replacement(s)