

Test Probe

GKS-075 305 064 A 2000

Item GKS-075-0010




ingun[®]

Partner for Future Technology

- Well-established test probes for contacting PCBs
- For optimal contact to the test points (e.g. pads, vias, and pins), various tip styles with various diameters and finishes are available.
- Various spring forces available as well as versions with stainless steel springs suitable for high temperatures
- Used for setting the optimum stroke conditions in the test fixture, various installation heights can be achieved by combining test probes and receptacles

INGUN SELECTION



Test Probe

GKS-075 305 064 A 2000

Item GKS-075-0010



GO TO PRODUCT

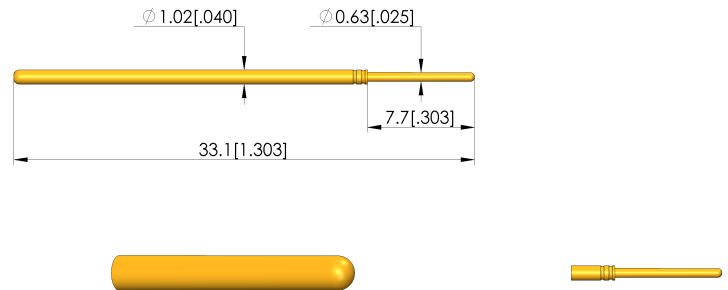
ingun[®]

Partner for Future Technology

General data

Product group	ICT / FCT (in-circuit test and function test)
Sub-product group	Standard stroke test probe
Series	GKS-075
Grid	1.91 mm [75 mil]
Contacting from	Pad, Female connector
Magnetic	Yes
Installation type	Plug-in
Quick-exchange system	Yes
Adjustable installation height	No
Non-rotating	No
Compatible receptacle(s)	KS-075
Min. temperature	- 40 °C [- 104 °F]
Max. temperature	+ 80 °C [+ 176 °F]
RoHS-compliant	Yes

INGUN SELECTION

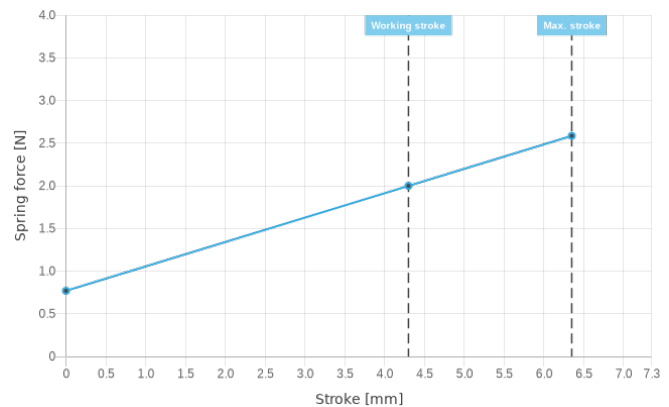


Electrical data

Current load capacity / rated current	4 A
Typical resistance (Ri)	<20 mOhm

Mechanical data

Total length	33.1 mm [1.30 in]
Barrel diameter	1.02 mm [0.040 in]
Maximum stroke	6.35 mm [.25 in]
Spring pre-load	0.77 N [2.76 ozf]
Collar height	00
Spring force at working stroke	2 N [7.19 ozf]
Recommended working stroke	4.3 mm [1.69 in]



Tip style data

Tip style	05 bullet-nosed (full radius)
Tip diameter	0.64 mm [0.025 in]
Tip style surface	A gold
Tip style material	3 CuBe

INGUN Prüfmittelbau GmbH

Max-Stromeyer-Straße 162
78467, Constance, Germany
Phone +49 7531 8105-0
Customer hotline +49 7531 8105-888
Fax +49 7531 8105-65
info@ingun.com



Prices and delivery times on request.
Technical changes reserved. 11/22 EN

Weitere Informationen zum Thema
ICT/FCT Test probes

