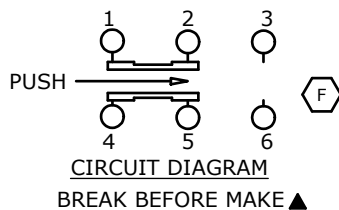


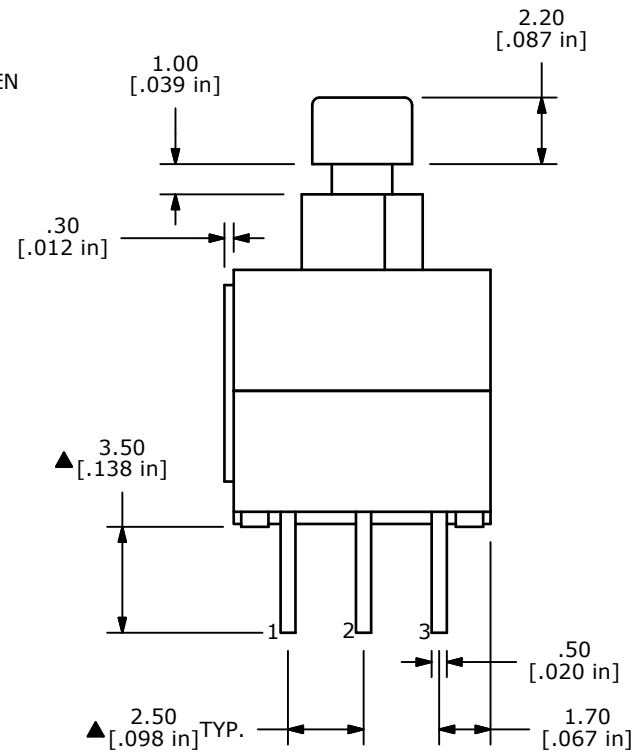
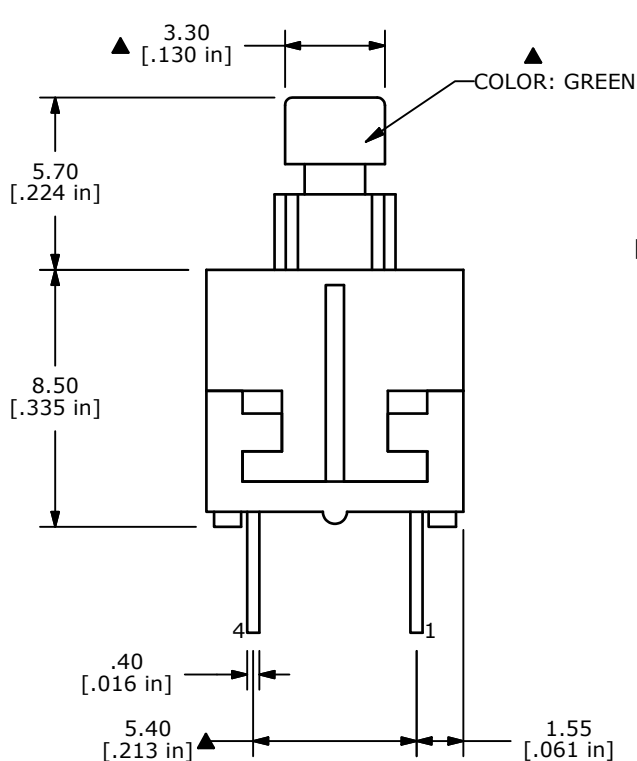
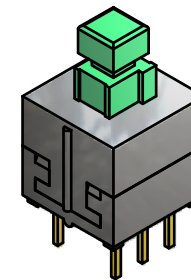
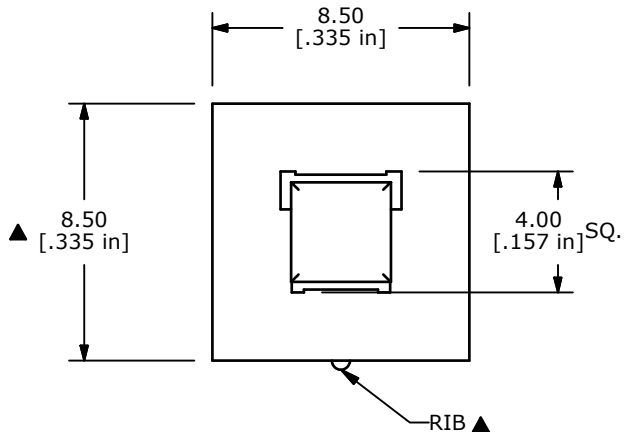
| SWITCH FUNCTION |          |
|-----------------|----------|
| POS. 1          | POS. 2   |
|                 |          |
| ON              | (ON)     |
| 2-1, 5-4        | 2-3, 5-6 |

(ON)=MOMENTARY



NOTES:

- ALL DIMENSIONS IN MM [INCH]
- GENERAL TOLERANCE: X.X=± 0.4  
X.XX=± 0.25
- TERMINAL NUMBERS FOR REF. ONLY
- ▲ 4. RATING: 0.1A @ 30VDC
5. TRAVEL: 2.50± 0.38mm
6. OPERATING FORCE: 220± 50gf
7. ELECTRICAL LIFE: 10,000 CYCLES
- ▲ 8. DENOTES CRITICAL PARAMETER
9. 2002/95/EC (ROHS) COMPLIANT



|     |        |                                    |         |     |
|-----|--------|------------------------------------|---------|-----|
| F   | 19697  | UPDATE CIRCUIT DIAGRAM             | 2/21/11 | BGL |
| E   | 18017  | Redrawn and force changed from 180 | 3/17/08 | rc  |
| REV | PCR NO | DESCRIPTION                        | DATE    | BY  |

|                           |           |    |         |     |
|---------------------------|-----------|----|---------|-----|
| TITLE TL2201OAYAGRNPUNGER |           |    |         |     |
| SCALE                     | DATE      | DR | DWG     | REV |
| 2:1                       | 3/17/2008 | rc | P010356 | F   |

THE INFORMATION CONTAINED IN THIS DOCUMENT IS PROPRIETARY TO E-SWITCH AND IS NOT TO BE COPIED OR TRANSFERRED