



www.jbctools.com

INSTRUCTION MANUAL



SFS

Stand for
SF280 Auto Solder-Wire Handle

This manual corresponds to the following reference:


SF-SE

Packing List

The following items are included:



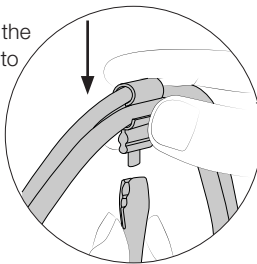
**Stand for
SF280 Auto Solder-Wire Handle** 1 unit



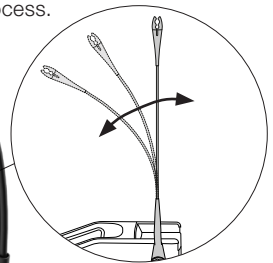
Manual 1 unit
Ref. 0028280

Features

Insert the cable into the lip and then insert into the cable collector. Do not leave the cable longer than necessary to reach the work area freely.



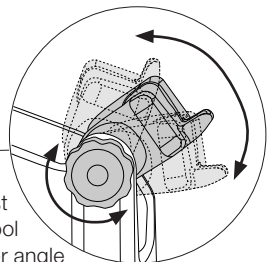
The cable collector is flexible. It accompanies and adapts to the movements during the soldering process.



The stand prevents the tool from dropping from the table. Use it also to maintain your work bench clean and tidy.



Adjust the tool holder angle to suit the work position.



Maintenance

- Use a damp cloth to clean the Stand. Alcohol can be used only when cleaning the metal parts.
- Check periodically that the metal parts of the tool/Stand are clean so that the station can check the tool's status.
- Replace any defective or damaged parts. Use original JBC spare parts only.
- Repairs should only be performed by a JBC authorized technical service.

Safety



It is imperative to follow safety guidelines to prevent electric shock, injury, fire or explosion.

- Do not use the stand for any purpose other than soldering or rework.
- The tool should be placed in the Stand when not in use in order to activate the sleep mode. The soldering tip, the metal part of the tool and the Stand may still be hot even when the station is turned off. Handle with care, including when adjusting the Stand position.
- Avoid the contact of flux with skin or eyes to prevent irritation.
- Be careful with the fumes produced when soldering.
- Keep your workplace clean and tidy. Wear appropriate protection glasses and gloves when working to avoid personal harm.
- Utmost care must be taken with liquid tin waste which can cause burns.
- This appliance can be used by children over the age of eight and also persons with reduced physical, sensory or mental capabilities or lack of experience provided that they have been given adequate supervision or instruction concerning use of the appliance and understand the hazards involved. Children must not play with the appliance.
- Maintenance must not be carried out by children unless supervised.

Specifications

SFS

Stand for SF280 Auto Solder-Wire Handle

Ref.: **SF-SE**

- Total Net Weight	1234 g / 2.72 lb
- Package Dimensions / Weight: (L x W x H)	342 x 155 x 120 mm / 1704 g 13.46 x 6.10 x 4.72 in / 3.76 lb

Complies with CE standards
ESD safe

JBC

Warranty

JBC's 2 year warranty covers this equipment against all manufacturing defects, including the replacement of defective parts and labour.

Warranty does not cover product wear or misuse.

In order for the warranty to be valid, equipment must be returned, postage paid, to the dealer where it was purchased.



This product should not be thrown in the garbage.

In accordance with the European directive 2012/19/EU, electronic equipment at the end of its life must be collected and returned to an authorized recycling facility.



www.jbctools.com