

Hinged joint with mounting base and clamp

Technopolymer

CLAMP AND BASE

Glass-fibre reinforced polyamide based (PA) technopolymer, RAL 9005 (C9) black colour or grey RAL 7040 (C33) colour, matte finish.

SCREWS AND NUTS (SUPPLIED)

Cylindrical-head screw with hexagon socket in AISI 304 stainless steel with anti-seizure treatment.

Self-locking nuts in AISI 304 stainless steel.

STANDARD EXECUTIONS

- **TCC-AP-PB-T**: with teeth.
- **TCC-AP-PB-S**: without teeth.

FEATURES

Joints comprising bases with external teeth and clamps with internal teeth (36 teeth) have a 10° adjustment angle.

Joints comprising bases and clamps without teeth can be positioned at any angle.

Clamps for tubes with a diameter of 30 ± 0.2 mm.

For smaller diameter tubes, the hole reduction sleeve can be used TCC-A (to be ordered separately).

The "s" grub screws may be replaced by the kit TCC-KS.

TECHNICAL DATA

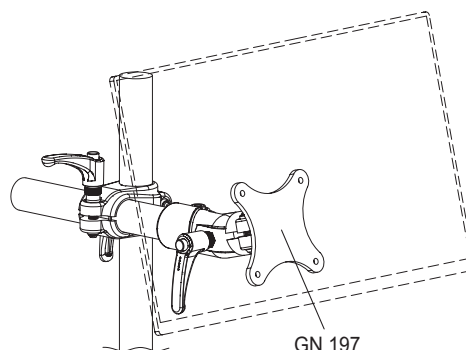
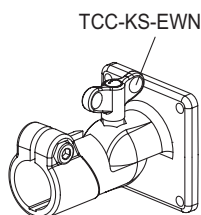
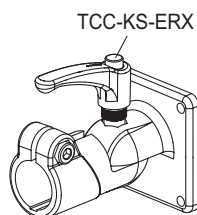
The resistance values shown in the table were measured during laboratory tests at ambient temperature with the screws tightened to the maximum torque "C#".

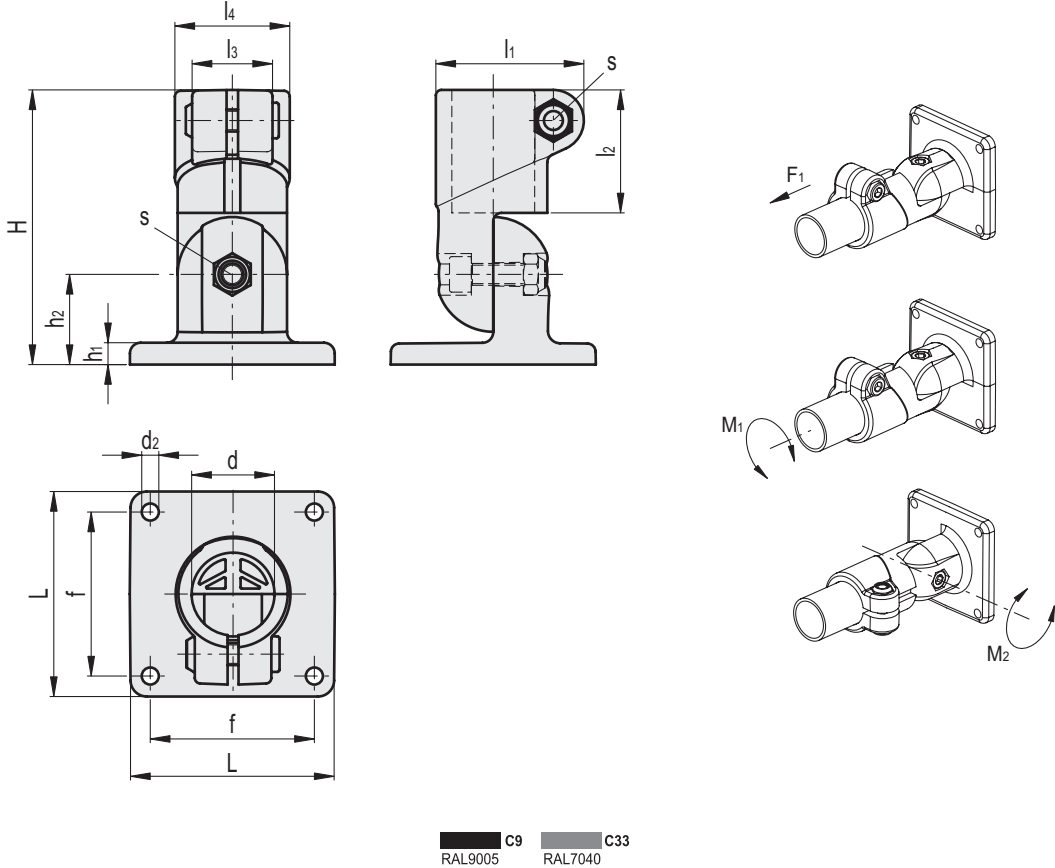
ACCESSORIES ON REQUEST (TO BE ORDERED SEPARATELY)

- TCC-A (see page -): reduction sleeves.
- TCC-KS (see page -): clamping kit.
- GN 197 (see page -): monitor mounts.
- TCC-KV (see page -): screws and clamping nuts.
- GN 990 (see page -): connecting tubes.



ELESA Original design





TCC-AP-PB-T

STAINLESS STEEL

Code	Description	d	L	H	d2	f ±0.2	h1	h2	l1	l2	l3	l4	s	C#	F1* [Nm]	M1** [N]	M2*** [Nm]	Δ
600821-C9	TCC-AP-PB-30-T-C9	30	75	100	6.5	60	7.5	32.5	54	45	28	42	M8	12	3300	33	100	157
600821-C33	TCC-AP-PB-30-T-C33	30	75	100	6.5	60	7.5	32.5	54	45	28	42	M8	12	3300	33	100	157

TCC-AP-PB-S

STAINLESS STEEL

Code	Description	d	L	H	d2	f ±0.2	h1	h2	l1	l2	l3	l4	s	C#	F1* [Nm]	M1** [N]	M2*** [Nm]	Δ
600822-C9	TCC-AP-PB-30-S-C9	30	75	100	6.5	60	7.5	32.5	54	45	28	42	M8	12	3300	33	6	157
600822-C33	TCC-AP-PB-30-S-C33	30	75	100	6.5	60	7.5	32.5	54	45	28	42	M8	12	3300	33	6	157

Suggested torque for screw assembly.

* Resistance to tube pull out

** Resistance to tube rotation

*** Resistance to joint rotation.

