© THIS DRAWING IS THE PROPERTY OF SAIA–BURGESS ELECTRONICS AND MUST NOT BE USED OR COPIED, ENTIRELY OR IN PART, WITHOUT THE PERMISSION OF SAIA–BURGESS ELECTRONICS. ©

Drg No :- C 44044

INSTALLATION DRAWING

ISSUE	REVISION	DATE
1	FIRST ISSUE	19/7/00
2	See DPCA 15761	04/08/06

SPECIFICATION

ACTUATING FORCE:-3.9N(14ozf)MAX

RELEASE FORCE :- 1.1N(4.0ozf)MIN

FREE POSITION :- 15.9 (0.63)MAX

OPERATING POSITION :- 14.5 ±0.5 (0.57)

MOVEMENT DIFFERENTIAL:-0.4(0.016) MAX

OVERTRAVEL :- DEPRESS TO CASE (AVAILABLE)

TESTED AND STAMPED TO U.L. CSA & ENEC 14 REQUIREMENTS

APPROVAL RATING :-
5AMP - 250 V.A.C.

DIAGRAM OF CONNECTIONS

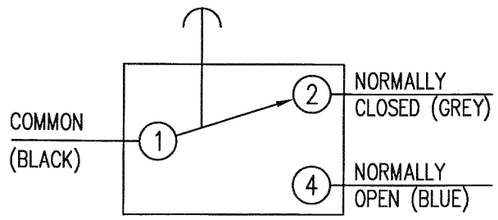

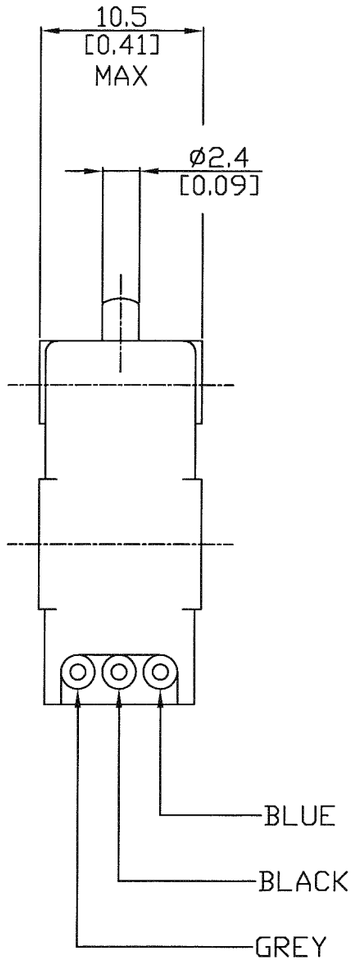

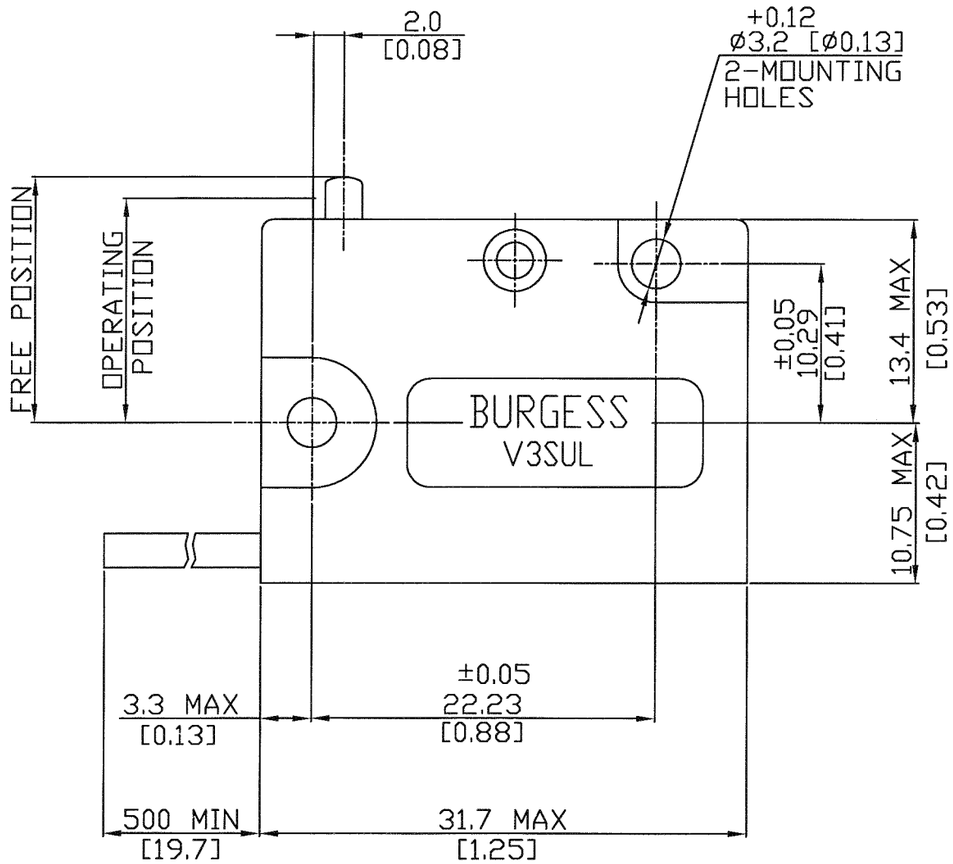

DEGREE OF PROTECTION :- ENCLOSURE IEC IP67

SAIA-Burgess Electronics
SWITCHES•MOTORS•CONTROLLERS

SAIA–Burgess Electronics Limited
Dukesway, Team Valley Trading Estate
Gateshead, Tyne & Wear NE11 0UB
Tel: (0191)4016100, Fax: (0191)4016322

THIRD ANGLE PROJECTION

DO NOT SCALE !
This drawing must only be amended on CAD system

TOLERANCES UNLESS STATED:-
NO DECIMAL PLACE ±0.50 1 DECIMAL PLACES ±0.25
2 DECIMAL PLACES ±0.15 ANGULAR ±1°
INCH - OUNCE UNITS (IN BRACKETS)

DRAWN	T.BELL.	Approved	
DATE	19/7/00	DRAWING OFFICE	
SCALE	2/1	ENGINEERING	
DATE ISSUED		QUALITY ASSURANCE	

ALL DIMENSIONS SPECIFIED IN MILLIMETRES

TITLE / DESCRIPTION
V3S UL

Drg No :- C 44044

A3